

HAZARDOUS MATERIALS SURVEY BROOKS RESIDENCE – 624 KING EDWARD, 622 KING EDWARD, 79 LOUIS-PASTEUR



Project No.: CCC-230252-00

Prepared for:

University of Ottawa

Prepared by:

McIntosh Perry Limited (MPL)

MPL Contact:

John Tufts, Project Manager

Hazardous Materials / Environmental Health & Safety

E: J.Tufts@McintoshPerry.com

Date:

December 6, 2022

McINTOSH PERRY

TABLE OF CONTENTS

EXECUTIVE SUMMARY	I
1.0 INTRODUCTION	1
2.0 PROPERTY DESCRIPTION	2
3.0 FINDINGS & RECOMMENDATIONS	2
<i>Designated Substances</i>	2
3.1 <i>Asbestos</i>	2
3.1.1 Fireproofing.....	3
3.1.2 Mechanical Pipe Insulation	4
3.1.3 Flexible Duct Connector	4
3.1.4 Heat Shield or Heat Shield Insulation	4
3.1.5 Texture Finishes	4
3.1.6 Plaster	4
3.1.7 Drywall Joint Compound	5
3.1.8 Ceiling Tiles.....	5
3.1.9 Vinyl Floor Tiles	5
3.1.10 Vinyl Sheet Floor	5
3.1.11 Brick Mortar	5
3.1.12 Concrete Block Mortar	5
3.1.13 Ceramic Wall / Floor Tile Grout.....	5
3.1.14 Transite (Asbestos Cement).....	5
3.1.15 Caulking.....	5
3.1.16 Cementitious Coating.....	6
3.1.17 Concrete	6
3.1.18 Exterior Stucco	6
3.1.19 Tar	6
3.1.20 Fire Doors	6
3.1.21 Roofing Material	6

3.2	<i>Lead</i>	8
3.2.1	Paint Finishes	8
3.2.2	Battery Packs.....	8
3.3	<i>Mercury</i>	10
3.3.1	Thermostat Switches.....	10
3.3.2	Fluorescent Light Tubes	10
3.3.3	Pressure Gauges and Float Switches.....	10
3.4	<i>Silica</i>	10
	<i>Other Hazardous Materials</i>	11
3.5	<i>Polychlorinated Biphenyls (PCBs)</i>	11
3.5.1	Light Ballasts	11
3.5.2	Transformers.....	11
3.6	<i>Ozone Depleting Substances (ODSs) and Other Halocarbon</i>	11
3.7	<i>Radioactive Materials</i>	12
3.8	<i>Underground and Above Ground Storage Tanks (USTs and ASTs)</i>	12
3.9	<i>Mould</i>	12
3.9.1	Mould.....	12
3.9.2	Water Damage	13
4.0	GENERAL CONSIDERATIONS AND LIMITATIONS	14

Appendix A – Regulatory Requirements

Appendix B – Survey Methodology & Background Information

Appendix C – Laboratory Certificate of Analysis

Appendix D– Site Photographs

Appendix E – Asbestos Containing Materials Checklist

Appendix F – Hazardous Containing Materials Checklist

EXECUTIVE SUMMARY

McIntosh Perry Limited (**MPL**) was retained by the University of Ottawa, to complete a Hazardous Materials Survey for the residence buildings located at 624 King Edward, 622 King Edward and 79 Louis-Pasteur. The survey was conducted on July 25, 2022.

The purpose of the survey was to determine the presence of building materials containing Designated Substances and other hazardous materials, as defined under the Ontario Occupational Health and Safety Act. Designated Substances are eleven chemical agents prescribed under Ontario Regulation 490/09. In addition, a visual assessment was conducted for the presence of polychlorinated biphenyls (PCBs), radioactive materials, ozone depleting substances (ODSs), other halocarbons and mould.

Based on the assessment conducted by MPL, the following ACMs were identified or suspected to be present in the building:

Table A: Summary of Asbestos-Containing Materials Identified

Material Description	Friable?	Location	Type of Asbestos
Ceramic Grout	-	Specific Areas Only	Suspected
Brick/ Block Mortar	-	Building Exterior	Suspected
Stucco	-	Building Exterior	Suspected
Firedoors	-	Specific Areas Only	Suspected
Roofing Materials	-	Roof	Suspected

Note: Please refer to the complete report for specific details and recommendations.

All repairs or removal of asbestos-containing materials must be conducted according to Ontario Regulation 278/05, Regulation respecting Asbestos on Construction Projects and in Buildings and Repair Operations - made under the Occupational Health and Safety Act. Asbestos containing waste must also be handled and disposed of according to Ontario Regulation 347/90 as amended – made under the Environmental Protection Act. Any suspect building materials encountered that were not assessed as part of this survey, should be assumed to contain asbestos until proven otherwise by analytical testing;

Sub-trades working with or in close proximity to asbestos-containing material should be informed of its presence;

Given that asbestos containing materials (ACMs) have been identified and will likely remain in place, an Asbestos Management Plan (AMP) is therefore required and an inventory of ACMs must be kept on site. All ACMs must be routinely inspected to ensure no damage has occurred, and the inventory must be updated once in each 12-month period and as may be required based on expected changing site conditions, abatement and/or renovation activities.

Based on the assessment conducted by MPL, the following Designated Substances and Hazardous Materials were identified or suspected to be present in the building:

Table B: Summary of Designated Substances & Hazardous Materials Identified

Material Description	Location
Low Level Lead Paint	Throughout Building
Lead Acid Batteries	Specific Equipment
Mercury Vapour	Specific Equipment
Silica	Throughout Building
Ozone Depleted Substances	Specific Equipment
Radioactive Materials	Specific Equipment
Water Damage	Specific Areas Only

Note: Please refer to the complete report for specific details and recommendations.

Designated Substances are regulated under Ontario Regulation 490/09 — Designated Substances, made under the Ontario Health and Safety Act, which applies to controlling designated substances in the workplace.

In addition to Ontario Regulation 490/09, the following guidelines must also be adhered to when conducting work activities that involve disturbance of the above-mentioned materials:

- Guideline: Lead on Construction Projects, issued April 2011 by the Occupational Health and Safety branch of the Ministry of Labour
- Guideline: Silica on Construction Projects issued April 2011 by the Occupational Health and Safety branch of the Ministry of Labour.
- Environmental Abatement Council of Canada (EACC) Mould Abatement Guidelines.

Prior to any renovations or demolition activities within building, designated substances and hazardous materials must be decommissioned by a licensed contractor such that they are contained and not released to the environment during decommissioning as per O. Reg. 347/09- made under the Environmental Protection Act.

Any suspect building materials encountered that were not assessed as part of this survey, should be assumed to contain designated substances or hazardous materials until proven otherwise by analytical testing.

This report should be made available to contractors tendering on any renovation or demolition work. In turn, all contractors requesting tenders from subcontractors shall furnish this report to subcontractors.

This executive summary is not to be used alone. This report should be reviewed in its entirety.

McINTOSH PERRY

December 6, 2022

University of Ottawa
141 Louis-Pasteur Private
Ottawa, Ontario
K1N 1E3

via email: joel.lajeunesse@uottawa.ca

Attention: Joel Lajeunesse, Project Manager

Re: 624 King Edward, 622 King Edward and 79 Louis-Pasteur
Hazardous Materials Survey
McIntosh Perry Limited Reference No. CCC-230252-00

1.0 INTRODUCTION

In accordance with your instructions, McIntosh Perry Limited (MPL) carried out a Hazardous Materials Survey at the residence building located at 624 King Edward, 622 King Edward and 79 Louis-Pasteur. The site is situated in the street block made up of Marie Curie Private, Louis-Pasteur Private, Thomas Moore Private and King Edward Avenue. The survey of the building was conducted on July 25, 2022.

The purpose of the survey was to determine the presence of building materials containing Designated Substances and other hazardous materials, as defined under the Ontario Occupational Health and Safety Act. Designated Substances are eleven chemical agents prescribed under Ontario Regulation 490/09. In addition, a visual assessment was conducted for the presence of polychlorinated biphenyls (PCBs), radioactive materials, ozone depleting substances (ODSs), other halocarbons and mould.

MPL completed the following,

- Review of previously completed Hazardous Materials Survey(s) and historical building record(s);
- Visual review of the building to identify materials which could contain Designated Substances and hazardous materials;
- Bulk sampling and analysis of building materials suspected of containing asbestos (if required);
- Bulk sampling and analysis of representative paints and finishes suspected of containing lead (if required); and,
- Recommendations for appropriate action where required.

2.0 PROPERTY DESCRIPTION

The subject buildings are a group of three 4-storey apartment-style units used as residences by the University of Ottawa. The subject buildings were observed to be constructed with a concrete foundation, wood frame and shingled roof with a brick and stucco exterior. Each building has a floor area of approximately 1,600 square metres. The interior walls were gypsum wallboard. Within the subject buildings, ceilings were generally texture coat with gypsum wallboard observed in some areas. The floors were generally carpet and laminate with vinyl floor tiles, vinyl sheet flooring and ceramic tiles observed in specific areas.

3.0 FINDINGS & RECOMMENDATIONS

Designated Substances

3.1 Asbestos

Findings

A total of seventeen (17) bulk samples were collected during the survey and sent to an accredited laboratory for analysis. A summary of potential asbestos-containing samples collected along with the sample location, type and friability are presented in Table 1.

Laboratory certificates of analysis for asbestos are included in Appendix C.

Table 1:
Asbestos Laboratory Results

Sample ID	Location	Material	Type and Content	Friability
BS 1.1	79 Louis-Pasteur	Ceiling Texture Coat	None Detected	N/A
BS 1.2	79 Louis-Pasteur	Ceiling Texture Coat	None Detected	N/A
BS 1.3	79 Louis-Pasteur	Ceiling Texture Coat	None Detected	N/A
BS 1.4	79 Louis-Pasteur	Ceiling Caulking (White)	None Detected	N/A
		Ceiling Texture Coat	None Detected	N/A
BS 1.5	624 King Edward	Ceiling Texture Coat	None Detected	N/A
BS 1.6	624 King Edward	Ceiling Texture Coat	None Detected	N/A

Sample ID	Location	Material	Type and Content	Friability
BS 1.7	624 King Edward	Ceiling Texture Coat	None Detected	N/A
BS 2.1	79 Louis-Pasteur	Drywall Joint Compound	None Detected	N/A
BS 2.2	79 Louis-Pasteur	Drywall Joint Compound	None Detected	N/A
BS 2.3	79 Louis-Pasteur	Drywall Joint Compound	None Detected	N/A
BS 2.4	79 Louis-Pasteur	Drywall Joint Compound	None Detected	N/A
BS 2.5	624 King Edward	Drywall Joint Compound	None Detected	N/A
BS 2.6	624 King Edward	Drywall Joint Compound	None Detected	N/A
BS 2.7	624 King Edward	Drywall Joint Compound	None Detected	N/A
BS 3.1	79 Louis-Pasteur	Vinyl Sheet Flooring – Blue w/ White & Dark Blue Flecks	None Detected	N/A
		Mastic (Beige)	None Detected	N/A
BS 3.2	79 Louis-Pasteur	Vinyl Sheet Flooring – Blue w/ White & Dark Blue Flecks	None Detected	N/A
		Mastic (Beige)	None Detected	N/A
BS 3.3	79 Louis-Pasteur	Vinyl Sheet Flooring – Blue w/ White & Dark Blue Flecks	None Detected	N/A
		Mastic (Beige)	None Detected	N/A

N/A – Not Applicable

VFT – Vinyl Floor Tiles

Stop Positive – Material considered being asbestos-containing as per O. Reg. 278/05.

Please refer to Appendix E – Asbestos-Containing Materials Checklist for material conditions, quantities (where applicable), and recommended actions.

The following building materials (if present) were investigated for asbestos content,

3.1.1 Fireproofing

No fireproofing was observed in the subject buildings.

3.1.2 Mechanical Pipe Insulation

3.1.2.1 Mechanical Pipe Straight Insulation

Mechanical pipe elbows/fittings insulation was observed in the apartment ceilings. MPL made several incisions throughout to investigate its composition, and it was visually identified as fiberglass, and therefore not suspected of containing asbestos.

3.1.2.2 Mechanical Piping Elbows/Fittings Insulation

Mechanical pipe hanger insulation was observed in the apartment ceilings. MPL made several incisions throughout to investigate its composition, and it was visually identified as fiberglass, and therefore not suspected of containing asbestos.

3.1.2.3 Mechanical Piping Hangers Insulation

No mechanical pipe hanger insulation was observed in the subject buildings.

3.1.2.4 HVAC Duct Insulation

No HVAC duct insulation was not observed in the subject buildings.

3.1.2.5 Other Mechanical Insulation

No other mechanical insulation was observed in the subject buildings.

3.1.3 Flexible Duct Connector

No flexible duct connectors were observed in the subject buildings.

3.1.4 Heat Shield or Heat Shield Insulation

No potential asbestos-containing heat shield insulation were observed in the subject buildings.

3.1.5 Texture Finishes

Ceiling texture coating was observed throughout the subject buildings. The laboratory analytical results of ceiling texture coat samples collected from 624 King Edward, 622 King Edward and 79 Louis-Pasteur indicate that this material does not contain asbestos.

3.1.6 Plaster

No plaster was observed in the subject buildings.

3.1.7 Drywall Joint Compound

Drywall joint compound was observed throughout the subject buildings. The laboratory analytical results of drywall joint compound samples collected from 624 King Edward, 622 King Edward and 79 Louis-Pasteur indicate that this material does not contain asbestos.

3.1.8 Ceiling Tiles

No suspended ceiling tiles were observed in the subject buildings.

3.1.9 Vinyl Floor Tiles

No Vinyl Floor Tiles were observed in the subject buildings.

3.1.10 Vinyl Sheet Floor

Vinyl sheet flooring (Blue) was observed throughout 624 King Edward, 622 King Edward and 79 Louis-Pasteur. The laboratory analytical results of the vinyl sheet flooring samples collected from the 79 Louis-Pasteur indicate that this material does not contain asbestos. The associated mastic material (Beige) was also found not to contain asbestos.

3.1.11 Brick Mortar

To avoid damage and compromising the integrity of the structure, no bulk samples of the brick mortar were collected. Prior to renovation/demolition brick mortar should be examined and tested for asbestos content. Brick mortar should therefore be considered to contain asbestos until bulk samples and analysis proves otherwise.

3.1.12 Concrete Block Mortar

No concrete block mortar was observed subject buildings.

3.1.13 Ceramic Wall / Floor Tile Grout

To avoid visual damage of the ceramic tiles, no bulk samples of the floor tile grout were collected. Prior to renovation/demolition floor tile grout should be examined and tested for asbestos content. Floor tile grout should therefore be considered to contain asbestos until bulk samples and analysis proves otherwise.

3.1.14 Transite (Asbestos Cement)

No transite materials were observed in the subject buildings.

3.1.15 Caulking

Caulking (Red) was previously sampled from 636 and 638 King Edward. This material does not contain asbestos.

Ceiling Caulking (White) was observed in 79 Louis-Pasteur. The laboratory analytical results of ceiling caulking sample collected from the 79 Louis-Pasteur indicate that this material does not contain asbestos

3.1.16 Cementitious Coating

No potential asbestos-containing cementitious coating finishes were observed in the subject buildings.

3.1.17 Concrete

No potential asbestos-containing concrete finishes were observed in the subject buildings.

3.1.18 Exterior Stucco

To avoid damage and compromising the integrity of the structure, no bulk samples of the exterior stucco were collected. Prior to renovation/demolition exterior stucco should be examined and tested for asbestos content. Exterior stucco should therefore be considered to contain asbestos until bulk samples and analysis proves otherwise.

3.1.19 Tar

No tar was observed in the subject buildings.

3.1.20 Fire Doors

Fire doors were observed at various locations throughout the subject buildings. To avoid possible damage, no bulk samples of the internal door insulation materials were collected. Prior to removal and/or replacement, fire doors should be examined and tested for asbestos content. Fire doors should be considered to contain asbestos until bulk samples and analysis proves otherwise. All fire doors were observed to be in good condition.

3.1.21 Roofing Material

To avoid damage and compromising the integrity of roofing material, no bulk samples of the roofing materials were collected. Prior to removal and/or replacement, roofing materials should be examined and tested for asbestos content. Roofing materials should be considered to contain asbestos until bulk samples and analysis proves otherwise.

Recommendations

- Asbestos-containing materials identified to be in poor condition must be repaired/removed immediately, following Type 1/2/3 asbestos abatement work procedures as detailed in O. Reg. 278/05 and disposed of as asbestos waste under O. Reg. 347;
- Asbestos-containing materials that have been identified to be in fair condition should be either repaired (where possible) and/or closely monitored for signs of further deterioration. Depending on type of material and location, these materials should be scheduled for removal if there is potential risk of exposure to worker and/or occupants;
- Materials identified to contain asbestos that are in good condition and do not pose a risk to workers or occupants can be managed in place. Prior to renovation/demolition activities that may disturb the

ACMs, these materials must be removed following appropriate Type 1/2/3 asbestos abatement work procedures as detailed in O. Reg. 278/05 and disposed of as asbestos waste under O. Reg. 347;

- Please refer to Appendix E – Asbestos-Containing Materials Checklist for material conditions, quantities (where applicable), and recommended actions;
- Prior to renovation/demolition of materials which are assumed to be asbestos-containing (suspect materials which were not sampled, i.e., roofing materials and fire doors), these materials must either be tested for asbestos content or removed following appropriate asbestos abatement work procedures (Type 1/2/3) as detailed in O. Reg. 278/05 and disposed of as asbestos waste under O. Reg. 347;
- All repairs or removal of asbestos-containing materials must be conducted according to Ontario Regulation 278/05, Regulation respecting Asbestos on Construction Projects and in Buildings and Repair Operations - made under the Occupational Health and Safety Act. Asbestos containing waste must also be handled and disposed of according to Ontario Regulation 347/90 as amended – made under the Environmental Protection Act. Any suspect building materials encountered that were not assessed as part of this survey, should be assumed to contain asbestos until proven otherwise by analytical testing;
- Sub-trades working with or in close proximity to asbestos-containing material should be informed of its presence; and
- Given that asbestos containing materials (ACMs) have been identified and will likely remain in place, an Asbestos Management Plan (AMP) is therefore required and an inventory of ACMs must be kept on site. All ACMs must be routinely inspected to ensure no damage has occurred, and the inventory must be updated once in each 12-month period and as may be required based on expected changing site conditions, abatement and/or renovation activities.

3.2 Lead

Findings

3.2.1 Paint Finishes

A total of five (5) paint samples from the subject buildings were collected and analyzed for lead content. Results of bulk sampling testing are summarized in Table 2 and the laboratory certificate of analysis can be found in Appendix C

Table 2:
Lead Sampling Locations and Laboratory Results

Sample I.D.	Location	Material	Colour	Lead Concentration Weight by Conc. (%)
Pb-01	85 Marie Curie	Door Paint	Blue	<0.0080
Pb-02	638 King Edward	Wall Paint	Off-White	<0.0080
Pb-03	636 King Edward	Wall Paint	Off-White	<0.0081
Pb-04	630 King Edward	Wall Paint	Beige	<0.0080
Pb-05	630 King Edward	Door Paint	Burgundy	<0.010 (limited sample quantity)

The paint finishes highlighted in blue in the above table were determined to contain low concentrations of lead which are less than or equal to 0.1%. These paint finishes were observed to be in good condition with the exception of select areas that were observed in poor condition.

The paint finishes highlighted in pink in the above table are considered lead-containing paints or surface coatings with concentrations greater than 0.1% lead by weight.

All remaining paints tested were below the laboratory limit of detection for lead. However, all other paints throughout the subject buildings that are not mentioned in this report must be considered to be lead-containing unless sampling and analysis proves otherwise.

3.2.2 Battery Packs

MPL identified lead-containing acid battery packs throughout the subject building. These battery packs were observed on walls and above exits throughout the surveyed building.

Lead may also be present in the following materials in the building:

- Solder used on copper domestic water lines;
- Solder used in bell fittings for cast iron pipes;
- Solder used in electrical equipment;
- Ceramic tile glaze; and

- Concrete and mortar products, etc.

Recommendations

Paints identified to contain lead that are in poor condition must be immediately repaired and/or stabilized following a minimum Type 1/2 lead abatement procedures as per OMOL “Lead on Construction Project” dated April 2011.

Paints identified to contain lead that are in fair condition should be either repaired (where possible) and/or closely monitored for signs of further deterioration.

Paints identified to contain lead that are in good condition and do not pose a risk to workers or occupants can be managed in place.

Detailed worker protection protocols are outlined in the OMOL Guideline “Lead on Construction Projects” dated April 2011. Generally, the removal of the lead-based paint with the use of a chemical gel or paste, or a power tool equipped with a HEPA filter is considered a Type 1 operation. The removal of lead-based paint by scraping or sanding using non-powered hand tools is considered a Type 2 operation. The removal of lead-based paint using abrasive blasting, or power tools without a HEPA filter, is considered a Type 3 operation, and requires the most stringent worker protection protocols (similar to asbestos); Furthermore, high temperature cutting or welding would also require Type 3 Operations under the Guideline for Lead on Construction Projects. If this type of work is required, it may be prudent to chemically remove the lead paint in selected locations prior to performing any high temperature cutting or welding.

All lead materials that are removed must follow the Ministry of Labour and Environmental Abatement Council of Ontario Lead Guidelines.

Please refer to Appendix F – Hazardous Materials Checklist for material conditions, quantities (where applicable), and recommended actions.

Precautions should be taken as required during major renovations and demolition projects to ensure that workers’ exposure levels to airborne lead does not exceed 0.05 mg/m³. This can be achieved by:

- providing workers with proper training;
- providing the workers with respiratory protection;
- wetting the surface of the materials to prevent dust emissions; and,
- providing workers with hygiene facilities to properly wash prior to exiting the work area.

Sub-trades working with or in close proximity to lead based paint should be informed of its presence.

All waste material must be handled and disposed of according to the Revised Regulation of Ontario 347/90 as amended – made under the Environmental Protection Act. Lead waste generated may also be subject to Leachate Criteria (Schedule 4) of this regulation.

3.3 Mercury

Findings

3.3.1 Thermostat Switches

MPL did not observe thermostats containing liquid mercury within the subject buildings.

3.3.2 Fluorescent Light Tubes

MPL identified fluorescent light fixtures throughout the surveyed area containing 2 to 4 fluorescent light tubes per fixture. Mercury is likely to be present in vapor form in the fluorescent light tubes.

3.3.3 Pressure Gauges and Float Switches

MPL did not observe pressure gauges or float switches containing liquid mercury within the subject buildings.

Recommendations

Please refer to Appendix F – Hazardous Materials Checklist for equipment conditions, quantities (where applicable), and recommended actions.

Precautions must be taken to prevent mercury liquid/vapours from becoming airborne during building demolition. Exposure to mercury is regulated under Ontario Regulation 490/09, Designated Substances - made under the Occupational Health and Safety Act.” Prior to renovations to the building, all mercury containing fluorescent light tubes, thermostats, and equipment must be removed and stored in a safe, secure location and/or properly disposed of in accordance with R.R.O. 1990, Regulation 347 General – Waste Management, made under the Environmental Protection Act.

3.4 Silica

Findings

Silica is expected to be present in building materials such as concrete, brick, mortar and ceramic tiles located throughout the structures. Free crystalline silica (α -Quartz) may be a component in ceiling tiles and gypsum board. Silica (including free crystalline silica) may also be a component of concrete and brick surfaces noted in the building.

Recommendations

Please refer to Appendix F – Hazardous Materials Checklist for equipment conditions, quantities (where applicable), and recommended actions.

Precautions should be taken as required during major renovations and demolition projects on concrete (i.e. coring through concrete slabs, demolition of masonry, etc.) to ensure that workers’ exposure levels to airborne silica does not exceed 0.05 mg/m³.

This can be achieved by:

- providing workers with proper training;
- providing the workers with respiratory protection;
- wetting the surface of the materials to prevent dust emissions; and,
- providing workers with facilities to properly wash prior to exiting the work area.

Demolition work that is likely to impact silica-containing materials should be carried out in accordance with the requirement detailed in the Ontario Ministry of Labour document entitled “Guideline: Silica on Construction Projects”, dated April 2011.

Other Hazardous Materials

3.5 Polychlorinated Biphenyls (PCBs)

Findings

3.5.1 Light Ballasts

The subject buildings is illuminated by LED and fluorescent lights. MPL assessed representative ballasts in the building, and these ballasts were identified as non-PCBs content.

3.5.2 Transformers

MPL did not observe any PCBs containing electrical transformers within the subject buildings. However, many of the observed transformers were suspended on steel columns and their PCB-content could not be verified. Transformers that could be assessed were observed to be dry-type and manufactured by Hammond Manufacturing.

Recommendations

Since no PCBs were observed or suspected to be present during the site survey, no further action is required.

3.6 Ozone Depleting Substances (ODSs) and Other Halocarbon

Findings

A visual assessment for equipment potentially containing ODSs and other halocarbons was conducted. MPL observed equipment such as refrigerators, freezers, air conditioning units, etc. which contain or are suspected of containing ODSs or other halocarbons.

Recommendations

Please refer to Appendix F – Hazardous Materials Checklist for equipment conditions, quantities (where applicable), and recommended actions.

Under the management of a licensed contractor, equipment containing R-22 and R-134a does not represent a significant threat to human health or the environment however, a licensed contractor must decommission equipment such that CFCs are contained and not released to the environment during servicing or operation.

3.7 Radioactive Materials

Findings

A visual assessment of the subject buildings was conducted to determine if any electrical components containing radioactive materials were present. MPL observed smoke detectors which contain small quantities of radioactive material.

Recommendations

Please refer to Appendix F – Hazardous Materials Checklist for equipment conditions, quantities (where applicable), and recommended actions.

The radioactive sources in smoke alarms are sealed and contained within a metal case inside the smoke detector and must not be damaged or tampered with. These materials do not pose a hazard as long as they remain contained and properly disposed at the time of removal or replacement.

Prior to any renovations or demolition of the building, all equipment containing radioactive materials must be decommissioned by a licensed contractor such that radioactive materials are contained and not released to the environment during decommissioning as per O.Reg. 347/09.

3.8 Underground and Above Ground Storage Tanks (USTs and ASTs)

Findings

A visual survey of the subject buildings was conducted to determine if any USTs and ASTs were present.

No USTs and ASTs were present within the surveyed area.

Recommendations

Since no underground and/or above ground storage tanks (USTs and ASTs) were observed or suspected to be present during the site survey, no further action is required.

3.9 Mould

Findings

3.9.1 Mould

A visual survey of the subject buildings was conducted to determine if any mould was present. MPL identified select areas throughout the subject building, where materials were affected by mould growth.

3.9.2 Water Damage

A visual survey of the subject buildings was conducted to determine if any water damaged was present. MPL identified select areas throughout the subject building, where materials were affected by water damage.

Recommendations

Please refer to Appendix F – Hazardous Materials Checklist for equipment conditions, quantities (where applicable), and recommended actions.

This report should be made available to contractors tendering on any renovation or demolition work. In turn, all contractors requesting tenders from subcontractors shall furnish this report to subcontractors.

4.0 GENERAL CONSIDERATIONS AND LIMITATIONS

The information presented in this report is based on information provided by others, direct visual observation made by personnel with **McIntosh Perry Limited (MPL)**, and the results of laboratory testing as identified herein.

It should be noted that there might be hazardous materials in locations not visible during our investigation. In the event such material is encountered during demolition operations in the building, this material should be tested and dealt with accordingly.

The findings detailed in this report are based upon the information available at the time of preparation of the report. No investigative method eliminates the possibility of obtaining imprecise or incomplete information. Professional judgement was exercised in gathering and analyzing the information obtained and in the formulation of our conclusions and recommendations.

MPL does not certify or warrant the environmental status of the property nor the building on the property.

Please note that the passage of time affects the information provided in the report. Environmental conditions of a site can change. Opinions relating to the site conditions are based upon information that existed at the time that the conclusions were formulated.

The client expressly agrees that it has entered into this agreement with MPL, both on its own behalf and as agent on behalf of its employees and principals.

The client expressly agrees that MPL's employees and principals shall have no personal liability to the client in respect of a claim, whether in contract, tort and/or any other cause of action in law. Accordingly, the client expressly agrees that it will bring no proceedings and take no action in any court of law against any of MPL's employees or principals in their personal capacity.

We trust that we have detailed our findings clearly and that we have satisfactorily addressed the scope of work you require at this time. In the event you wish us to review our findings with you, or require our services further in this regard, please do not hesitate to contact our office.

Yours truly,

MCINTOSH PERRY LIMITED



Lauren Hamilton, B.Eng
Technician

Hazardous Materials/ Environmental Health &
Safety



John Tufts, B.Sc
Project Manager

Hazardous Materials/ Environmental Health &
Safety

APPENDIX A

Regulatory Requirements

REGULATORY REQUIREMENTS

In Ontario, there is a total of eleven Designated Substances. These substances have been regulated under Ontario Regulation 490/09 — *Designated Substances*, made under the Ontario Health and Safety Act, which applies to controlling designated substances in the workplace.

In addition to the Ontario Regulation 490/09 noted above, the following were observed for this survey:

Guideline: Lead on Construction Projects, issued April 2011 by the Occupational Health and Safety branch of the Ministry of Labour

Guideline: Silica on Construction Projects issued April 2011 by the Occupational Health and Safety branch of the Ministry of Labour.

The Occupational Health and Safety Act (OHSA), R.S.O. 1990, c.0.1, s.30 (1) specifies that: “Before beginning a project, the owner shall determine whether any Designated Substances are present at the project site and shall prepare a list of all Designated Substances that are present at the site.

Section 30 of The Act requires that the list of Designated Substances be provided to prospective contractors and subcontractors who may do work on a site and come into contact at the site with Designated Substances.

The Ministry of Labour has designated the following substances:

- Acrylonitrile
- Arsenic
- Asbestos
- Benzene
- Coke Oven Emissions
- Ethylene Oxide
- Isocyanates
- Lead
- Mercury
- Silica
- Vinyl Chloride

Ontario Regulation 278/05 (O. Reg. 278/05), the Regulation respecting Asbestos on Construction Projects and in Buildings and Repair Operations, made under the Occupational Health and Safety Act (OHSA), requires owners of a building to identify Asbestos-containing Materials (ACMs) prior to potential disturbance of the materials.

In addition, an owner of a building is required to have an Asbestos Management Plan (AMP) if ACMs (friable or non-friable) are present in the building and are to remain in place. An inventory of ACMs must be kept on site. All ACMs must be routinely inspected to ensure no damage has occurred, and the inventory must be updated once in each 12-month period and as may be required based on expected changing site conditions, abatement and/or renovation activities. Removal of all asbestos containing materials is required prior to building demolition.

In addition to the Designated Substances, the building was also surveyed for the presence of other hazardous materials such as polychlorinated biphenyls (PCBs), radioactive materials, ozone depleting substances (ODSs), other halocarbons, and mould.

We understand that this survey has been conducted to comply with the regulatory requirements of Ontario Regulation 278/05.

APPENDIX B

Survey Methodology & Background Information

SURVEY METHODOLOGY

For the purpose of this survey, not all Designated Substances or suspect hazardous material were sampled. Selective sampling was carried out only for substances that were suspected to be present or those deemed to have a likely source of origin in the survey areas.

Materials that were homogeneous in nature and/or similar in appearance to other materials tested were considered to be of similar composition. The likelihood of ACMs being present in inaccessible areas such as above gypsum board ceilings or behind gypsum wallboards was determined by assessing the presence of asbestos-containing systems in adjacent areas. Equipment such as boilers, motors, blowers, electrical panels, fire doors etc., were not de-energized or disassembled to examine internal components or materials. These items should be considered to contain hazardous materials until proven otherwise.

During the survey, representative samples of suspect building materials were collected and sent to CAELA accredited independent laboratory for analysis. Laboratory Certificate of Analysis are attached in Appendix C.

Other potential hazardous materials were identified by visual observation and/or by reviewing Material Safety Data Sheets (MSDS) and/or safety labels where available.

Investigated Areas

The survey included all accessible areas and ceiling space within 624 King Edward, 622 King Edward and 79 Louis-Pasteur as required under our scope of work. No destructive investigations were performed as part of this survey. Photographs of the areas investigated can be found in Appendix D.

The assessment was directed on the interior structure and finishes of the building. It did not consider current or past owner or occupant articles within the building (i.e. contents, furniture, etc.) and does not report on possible contaminants in the soil under and surrounding the building, or contents of vessels, drums, etc. that may be concealed.

Sampling and Assessment Methodologies

Sampling was conducted as part of this assessment. Results for asbestos and lead samples can be found in the Findings & Recommendation Section 3.0.

A historical review of previous designated substance survey reports and abatement reports was examined as part of this survey. The reports are listed as follows,

- Hazardous Materials Survey – Brooks Residence: 638 King Edward, 85 Marie Curie, 95 Marie Curie by McIntosh Perry (dated December 5, 2022, reference # CCC-230252-00);
- Hazardous Materials Survey – Brooks Residence: 636 King Edward, 634 King Edward, 101 Louis-Pasteur by McIntosh Perry (dated December 5, 2022, reference # CCC-230252-00);

Asbestos

Background Information on Asbestos

Asbestos is a generic name that has been given to a group of naturally occurring fibrous minerals. In the past, asbestos was commonly used as a component in building materials such as insulation, fireproofing and acoustic or decorative panels. Although there are many types of asbestos, the three main forms of commercial importance in Ontario are chrysotile, amosite and crocidolite.

An Asbestos-Containing Material (ACM) is defined by O. Reg. 278/05 as a material that contains 0.5% or more asbestos by dry weight. ACMs are placed into two general classes, “friable” and “non-friable” ACMs. Friable ACMs are those materials that when dry can be crumbled, pulverized and reduced to powder by hand pressure. Typical friable ACMs include acoustical or decorative texture coats, fireproofing and thermal insulation. Non-friable ACMs are much more durable as they are held together by a binder such as cement, vinyl or asphalt. Typical non-friable ACMs include floor tiles, fire blankets, roofing materials and cementitious products such as wallboards, pipes or siding.

It has been recognized that hazardous situations may exist in buildings where asbestos-containing materials are found. This is especially true where asbestos fibres may become airborne as a result of material ageing, physical damage, and water damage or air movement.

In contrast, there is little reason for concern if the asbestos is in good condition, has not been damaged and is not in a location where it is likely to be disturbed.

Asbestos Survey Methodology

The asbestos survey included the identification of potential friable and non-friable asbestos-containing materials within the surveyed areas of the subject building.

The likelihood of ACMs being present in inaccessible areas such as above gypsum wallboard ceilings and walls was determined by assessing the presence of asbestos-containing materials in adjacent areas.

Fiberglass insulation was not submitted for analysis as it can be identified visually as non-asbestos material.

Building materials suspected of containing asbestos were identified and representative sampling and laboratory testing of these materials was conducted. The number of bulk material samples collected from a homogeneous area was in accordance with Table 1. O. Reg. 278/05 s. 3 (3) below. Building materials suspected of containing asbestos were collected using wetting techniques and hand sampling tools.

Table 1 - O. Reg. 278/05 s. 3(3): Minimum Asbestos Bulk Material Sample Requirements

Item	Type of material	Size of area of homogeneous material	Minimum number of bulk material samples to be collected
1.	Surfacing material, including without limitation, material that is applied to surfaces by spraying, by troweling or	Less than 90 square metres	3
		90 or more square metres, but less than 450 square metres	5

	otherwise, such as acoustical plaster on ceilings and fireproofing materials on structural members	450 or more square metres	7
2.	Thermal insulation, except as described in item 3	any size	3
3.	Thermal insulation patch	Less than 2 linear metres or 0.5 square metres	1
4.	Other material	Any size	3

Preliminary identification of the samples was made using polarized light microscopy (PLM), with confirmation of presence and type of asbestos made by dispersion staining optical microscopy. This analytical procedure follows the U.S. Environmental Protection Agency Test Method EPA/600/R-93/116 Method for the Determination of Asbestos in Bulk Building Materials, June 1993.

All bulk samples were analysed for asbestos content by EMSL Canada Inc. (EMSL), an independent laboratory. EMSL is an independent laboratory accredited by National Institute of Standards and Technology/National Voluntary Laboratory Accreditation (NIST/NVLAP) (Lab Code #200877-0).

Vinyl floors tiles were analyzed using the phase light microscopy (PLM) method of analysis. However, given the composition of vinyl floor products, the PLM analysis method may be prone to yielding false negative analytical results. Therefore, prior to removal or replacement, vinyl floor products previously identified to be negative, should undergo additional analysis by Transmission Electron Microscopy (TEM) to confirm asbestos content, if any.

Materials identified to contain asbestos were assessed on the relative possibility of fibre release into the air due to a combination of their condition and accessibility.

Evaluation of ACMs Based on Condition

In evaluating an ACM's condition, the following criteria was applied:

- **Good** – Material shows no signs of damage and/or is encapsulated. Asbestos-containing material could remain in place until eventual building demolition or major renovation.
- **Fair** – Material shows signs of minor damage (<5% damage) or otherwise near the end of useful life. This includes minor shrinking, cracking, delamination and/ or other damage. Material should be monitored closely and scheduled to be repaired, encapsulated or removed.
- **Poor** – Damage is greater than 5% to any ACM material and is highly recommended to be removed, repaired or encapsulated.

Note: The above evaluation criteria was also applied to other hazardous materials where applicable. Please refer to the Asbestos and Hazardous Materials Checklist in Appendix E & F for further details.

Lead

Background Information on Lead

Lead was a common additive in exterior and hard-wearing paint applications. Lead was used to prolong shelf life of paint and to increase its flexibility and durability to wear and weather. Acute exposure to lead by inhalation or ingestion may cause headaches, fatigue, nausea, abdominal cramps and joint pain. Chronic

exposures can cause reduced haemoglobin production and reduced lifespan. It has also been known to impact the body's central and peripheral nervous systems and brain function and has been linked to learning disabilities in children.

Currently in Ontario, there is no regulatory limit that determines what concentration of lead constitutes a "lead containing material". On October 21, 2010, Health Canada, under the *Hazardous Products Act*, stated that the lead content in surface-coating materials, furniture, toys and other articles for children, should not exceed 90 mg/kg (0.009%, 90 ppm). However, this is intended for the importation or sale of products within Canada. Therefore, this is not to be misconstrued as a limit established to define a lead-containing material or a limit with respect to lead on construction projects.

The Environmental Abatement Council of Canada (EACC) has also developed the "*Lead Guideline for Construction, Renovation, Maintenance or Repair*" dated October 2014, which discusses the classification, handling, disturbance and removal of lead-containing materials. For the purpose of this guideline, paints or surface coatings containing less than or equal to 0.1% lead by weight (1000 mg/kg or 1000 ppm) are considered low-level lead paints or surface coatings. If these materials (and their respective surfaces) are disturbed in a non-aggressive manner and performed using adequate dust control procedures, then worker protection from the inhalation of lead is not required.

Furthermore, paints or surface coatings containing greater than 0.1% lead by weight are considered lead-containing paints or surface coatings. If these materials (and their respective surfaces) are disturbed, appropriate lead abatement procedures must always be followed.

Exposure to lead-containing materials is regulated under Ontario Regulation 490/09, *Designated Substances* - made under the Occupational Health and Safety Act. Care must be taken to prevent lead-containing particles from becoming airborne during the disturbance of lead-containing surfaces (i.e., during renovation or demolition projects). All lead abatement work must follow procedures outlined in the Guideline Lead on Construction Projects, issued in September 2004 (amended in April 2011) by the Occupational Health and Safety branch of the Ministry of Labour (Type 1-3). Similarly, the lead abatement work procedures outlined in the EACC Lead Guideline for Construction, Renovation, Maintenance or Repair (October 2014) may also be implemented (Class 1-3).

Lead is known to have been used in solder on copper plumbing fixtures, in lead conduit pipes, in lead-calcium battery plates, ammunition, and in nuclear and X-ray shielding devices. However, these materials were not sampled during this investigation, but were noted where applicable.

To verify lead content in paints, representative bulk samples of paint and finishes suspected of containing lead were collected. Bulk samples were scraped down to the building base structure, with all possible layer's present, placed in sealed plastic bags and labeled; and then submitted to an independent laboratory for analysis. Samples were treated with a dilute nitric acid sample digestion prior to filtration. Analysis utilized for lead detection in filtered samples was inductively coupled plasma optical emission spectrometry (ICP-OES).

Mercury

Background Information on Mercury

Mercury is known to cause poisoning in humans through the inhalation of vapours, ingestion of contaminated materials or skin absorption through direct contact with the liquid.

Precautions must be taken to prevent mercury vapours from becoming airborne during renovations or demolition of the building. Exposure to airborne mercury is regulated under the Revised O. Reg. 490/09 as amended – Regulation respecting Mercury – made under the Occupational Health and Safety Act; and under O. Reg. 558, which amended O. Reg. 347/90 (General - Waste Management), mercury is classified as a Schedule 2(b) Hazardous Waste Chemical. Its hazardous waste number is U151.

Mercury is found in products such as thermostats, temperature and pressure gauges, fluorescent lamps and batteries. Mercury in products can be released to the environment through breakage, or disposal at the end of a product's useful life. Improper disposal of these mercury products poses a health and environmental risk to everyone. In addition, the disposal of mercury-containing products can create wastes that are often classified as hazardous. Wastes that leach mercury in concentrations exceeding Ontario Regulation 347/90 (General - Waste Management) limits are also considered hazardous.

The mercury in thermostat switch contains approximately 3-4 grams of mercury in a glass ampoule, typically attached to a metal coil. Mercury-containing switches have been used in thermostats for over 40 years.

Mercury is an essential component in fluorescent lamps and HID lamps. The mercury is in a vapour form and in the phosphor coating on the lamp tube. Estimates of the mercury content contained in compact, 4 foot, and 8-foot lamps are 10 mg, 23 mg, and 46 mg respectively.

Most fluorescent lamps qualify as hazardous waste when removed from service and are therefore prohibited from disposal in the solid waste stream. Fluorescent lamps would be classified as 146T on your facility Generator Registration Report under O. Reg. 347/90 - General Waste Management, as amended by O. Reg. 558/00. Under this regulation, if the leachate results exceed 0.1 milligrams of mercury per litre for a given waste, then the facility must treat the waste as hazardous waste. Most fluorescent and HID lamps will exceed the leachate toxicity limit; therefore, these wastes must be registered and treated as hazardous waste or sent for recycling.

Silica

Background Information on Silica

Silica is expected to be present in building materials such as concrete, brick, mortar and ceramic tiles located throughout the structures. Free crystalline silica (α-Quartz) may be a component in ceiling tiles and gypsum board. Silica (including free crystalline silica) may also be a component of concrete and brick surfaces noted in the building.

Exposure to airborne silica is regulated under Ontario Regulation 490/09, *Designated Substances* - made under the Occupational Health and Safety Act.

Polychlorinated Biphenyls (PCBs)

Background Information on PCBs

Polychlorinated Biphenyls (PCBs) were commonly used as dielectric insulating fluid in electrical equipment such as transformers and capacitors, and in the fluorescent and HID lamp ballasts. The production of PCBs in the North America started in 1929 and was banned at the beginning of 1979. After 1981, no manufacturers produced fluorescent and HID lamps with PCB-containing ballasts.

PCBs are not a designated substance under the Occupational Health and Safety Act.

PCB Regulations (SOR/2008-273)

The *PCB Regulations* (the Regulations) set specific deadlines for ending the use of PCBs in concentrations at or above 50 mg/kg, eliminating all PCBs and equipment containing PCBs currently in storage and limiting the period of time PCBs can be stored before being destroyed. The Regulations also establish sound practices for the better management of the remaining PCBs in use (i.e. those with content of less than 50 mg/kg), until their eventual elimination, to prevent contamination of dielectric fluids and dispersion of PCBs in small quantities into other liquids.

Ozone Depleting Substances (ODSs) and Other Halocarbons

Background Information on ODSs

Within Ontario, the general use of ozone depleting substances (ODSs) and other halocarbons is controlled through Regulation 463/10 of the Environmental Protection Act. Production of ODSs in the form of hydro chlorofluorocarbons (HCFCs) and chlorofluorocarbons (CFCs) ceased in Canada in 1993 as a result of their ozone-depleting characteristics. Importation of CFCs into Canada ceased in 1997 and total ban was placed on their use since 2010. The use of these materials is still permitted in existing equipment, but equipment must be serviced by a licensed contractor such that CFCs are contained and not released to the environment during servicing or operation.

Radioactive Materials

There are two types of smoke detectors commonly found in building (residential, institutional, commercial, industrial, etc). Photoelectric-type smoke detectors detect smoke using an optical sensor, whereas ionization-type smoke detectors use an ionization chamber containing radioactive material. The ionization type is cheaper and is particularly common in older buildings. A typical modern detector contains about 1.0 microcurie of the radioactive element americium, a decrease from 3 microcurie in 1978. The use of sealed radioactive material sources in fire detection systems is still permitted and regulated by the Canadian Nuclear Safety Commission (CNSC) and the Canadian Nuclear Safety Act. The radioactive sources in smoke alarms are sealed and contained within a metal case inside the smoke detector and must not be damaged or tampered with.

Mould & Water Damage

Mould growth inside buildings is due to excess moisture caused by leakages, condensation or capillary movement of water into the building. Toxic moulds such as *Stachybotrys chartarum* and some species of *Aspergillus* spp. are greenish-black, wet and slimy moulds that grow on soaking wet cellulose-based materials. They are often found near water leaks or where drying is very slow and can form after flooding if insufficient cleanup and drying occurred. They will generally not occur if materials are kept dry.

MPL conducted a general visual assessment for any obvious signs of visible mould and/or water damage. Based on our visual observations, the following guidelines were used in providing our recommendations for remedial action where required:

- Institute of Inspection Cleaning and Restoration Certification (IICRC) S520 Standard and Reference for Professional Mould Remediation,

- The Canadian Construction Association (CCA) Mould Guidelines for the Canadian construction industry (CCA document 82-2004)
- Environmental Abatement Council of Canada (EACC) Mould Abatement Guidelines.

Other Designated Substances

Select Designated Substances (acrylonitrile, arsenic, coke oven emissions, ethylene oxide, isocyanates, benzene, or vinyl chloride) are not expected to be present in the building in matrix or sufficient quantities to cause an exceedance of Ministry of Labour exposure guidelines. As such, no sampling was conducted for these materials.

Vinyl Chloride

Vinyl chloride (monomer) is likely to be present in stable form within poly vinyl-chloride (PVC) piping and conduits and as a component of interior finishes. Such building materials are not considered to be hazardous in their current matrix/composition.

Acrylonitrile

Acrylonitrile or ACN (also known as vinyl cyanide) is an explosive, flammable liquid used in the manufacture of acrylic fibres, rubber-like materials and pesticide fumigants. Acrylonitrile was not noted and would not be expected to be present in the project specific area/surveyed area/subject building.

Arsenic

Arsenic is used in metallurgy for hardening copper, lead and alloys, in pigment production, in the manufacture of certain types of glass, in insecticides, fungicides and rodenticides, as a by-product in the smelting of copper ores, and as a dopant material in semiconductor manufacturing. Arsenic or arsenic compounds were not noted and are not expected to be present in the project specific area/surveyed area/subject building.

Benzene

Benzene or benzol is a colourless liquid. It is used as an intermediate in the production of styrene, phenol, cyclohexane, and other organic chemicals, and in the manufacture of detergents, pesticides, solvents, and paint removers. It is also found in gasoline. Benzene may be present in stable form in roofing materials, paints and adhesives located throughout the subject building. Such building materials are not considered to be hazardous in their current matrix/composition.

Coke Oven Emissions

Coke oven emission is benzene soluble fraction of total particulate matter of the substances emitted into the atmosphere from metallurgical coke ovens.

Ethylene Oxides

Ethylene oxide is a colourless gas liquefying below 12°C. It is used generally as a fumigant and sterilizing agent for medical equipment. It is used generally as a fumigant and sterilizing agent for medical equipment.

Isocyanates

Isocyanates compounds may be present in stable form in paint finishes, varnishes, and polyurethane plastics, synthetic rubbers, foams and adhesives. Such building materials are not considered to be hazardous in their current matrix/composition.

In order to reduce the potential for exposure to workers or occupants, any suspect hazardous building material(s) that are not detailed within this survey due to inaccessibility and/or are discovered during renovation/demolition activities, must be properly assessed and/or tested prior to their disturbance.

APPENDIX C

Laboratory Analytical Reports



EMSL Canada Inc.

22 Antares Drive Suite 102 Ottawa, ON K2E 7Z6
 Phone/Fax: (343) 882-6076 / (343) 882-6077
<http://www.EMSL.com> / ottawalab@EMSL.com

EMSL Canada Order 672201533
 Customer ID: 55CTCS25B
 Customer PO: CCC-230252-00
 Project ID:

Attn: Lauren Hamilton Phone: (613) 836-2184
 McIntosh Perry Consulting Engineers Ltd Fax:
 115 Walgreen Rd RR 3 Collected:
 Carp, ON K0A 1L0 Received: 8/09/2022
 Analyzed: 8/17/2022

Proj: UofO Reassess - 79LP. 624KE, 622KE

Test Report: Asbestos Analysis of Bulk Materials for Ontario Regulation 278/05 via EPA600/R-93/116 Method

Client Sample ID: BS 1.1 **Lab Sample ID:** 672201533-0001
Sample Description: 79LP/Ceiling Texture Coat

TEST	Analyzed Date	Color	Non-Asbestos		Asbestos	Comment
			Fibrous	Non-Fibrous		
PLM	8/17/2022	White	0.0%	100.0%	None Detected	

Client Sample ID: BS 1.2 **Lab Sample ID:** 672201533-0002
Sample Description: 79LP/Ceiling Texture Coat

TEST	Analyzed Date	Color	Non-Asbestos		Asbestos	Comment
			Fibrous	Non-Fibrous		
PLM	8/17/2022	White	0.0%	100.0%	None Detected	

Client Sample ID: BS 1.3 **Lab Sample ID:** 672201533-0003
Sample Description: 79LP/Ceiling Texture Coat

TEST	Analyzed Date	Color	Non-Asbestos		Asbestos	Comment
			Fibrous	Non-Fibrous		
PLM	8/17/2022	White	0.0%	100.0%	None Detected	

Client Sample ID: BS 1.4-Caulking **Lab Sample ID:** 672201533-0004
Sample Description: 79LP/Ceiling Texture Coat

TEST	Analyzed Date	Color	Non-Asbestos		Asbestos	Comment
			Fibrous	Non-Fibrous		
PLM	8/17/2022	White	0.0%	100.0%	None Detected	

Client Sample ID: BS 1.4-Joint Compound **Lab Sample ID:** 672201533-0004A
Sample Description: 79LP/Ceiling Texture Coat

TEST	Analyzed Date	Color	Non-Asbestos		Asbestos	Comment
			Fibrous	Non-Fibrous		
PLM	8/17/2022	White	0.0%	100.0%	None Detected	

Client Sample ID: BS 1.5 **Lab Sample ID:** 672201533-0005
Sample Description: 624KE/Ceiling Texture Coat

TEST	Analyzed Date	Color	Non-Asbestos		Asbestos	Comment
			Fibrous	Non-Fibrous		
PLM	8/17/2022	White	0.0%	100.0%	None Detected	

Client Sample ID: BS 1.6 **Lab Sample ID:** 672201533-0006
Sample Description: 624KE/Ceiling Texture Coat

TEST	Analyzed Date	Color	Non-Asbestos		Asbestos	Comment
			Fibrous	Non-Fibrous		
PLM	8/17/2022	White	0.0%	100.0%	None Detected	



EMSL Canada Inc.

22 Antares Drive Suite 102 Ottawa, ON K2E 7Z6
Phone/Fax: (343) 882-6076 / (343) 882-6077
<http://www.EMSL.com> / ottawalab@EMSL.com

EMSL Canada Order 672201533
Customer ID: 55CTCS25B
Customer PO: CCC-230252-00
Project ID:

Test Report: Asbestos Analysis of Bulk Materials for Ontario Regulation 278/05 via EPA600/R-93/116 Method

Client Sample ID: BS 1.7 **Lab Sample ID:** 672201533-0007
Sample Description: 624KE/Ceiling Texture Coat

TEST	Analyzed Date	Color	Non-Asbestos		Asbestos	Comment
			Fibrous	Non-Fibrous		
PLM	8/17/2022	White	0.0%	100.0%	None Detected	

Client Sample ID: BS 2.1 **Lab Sample ID:** 672201533-0008
Sample Description: 79LP/DJC

TEST	Analyzed Date	Color	Non-Asbestos		Asbestos	Comment
			Fibrous	Non-Fibrous		
PLM	8/17/2022	White	0.0%	100.0%	None Detected	

Client Sample ID: BS 2.2 **Lab Sample ID:** 672201533-0009
Sample Description: 79LP/DJC

TEST	Analyzed Date	Color	Non-Asbestos		Asbestos	Comment
			Fibrous	Non-Fibrous		
PLM	8/17/2022	White	0.0%	100.0%	None Detected	

Client Sample ID: BS 2.3 **Lab Sample ID:** 672201533-0010
Sample Description: 79LP/DJC

TEST	Analyzed Date	Color	Non-Asbestos		Asbestos	Comment
			Fibrous	Non-Fibrous		
PLM	8/17/2022	White	0.0%	100.0%	None Detected	

Client Sample ID: BS 2.4 **Lab Sample ID:** 672201533-0011
Sample Description: 79LP/DJC

TEST	Analyzed Date	Color	Non-Asbestos		Asbestos	Comment
			Fibrous	Non-Fibrous		
PLM	8/17/2022	White	0.0%	100.0%	None Detected	

Client Sample ID: BS 2.5 **Lab Sample ID:** 672201533-0012
Sample Description: 624KE/DJC

TEST	Analyzed Date	Color	Non-Asbestos		Asbestos	Comment
			Fibrous	Non-Fibrous		
PLM	8/17/2022	White	0.0%	100.0%	None Detected	

Client Sample ID: BS 2.6 **Lab Sample ID:** 672201533-0013
Sample Description: 624KE/DJC

TEST	Analyzed Date	Color	Non-Asbestos		Asbestos	Comment
			Fibrous	Non-Fibrous		
PLM	8/17/2022	White	0.0%	100.0%	None Detected	

Client Sample ID: BS 2.7 **Lab Sample ID:** 672201533-0014
Sample Description: 624KE/DJC

TEST	Analyzed Date	Color	Non-Asbestos		Asbestos	Comment
			Fibrous	Non-Fibrous		
PLM	8/17/2022	White	0.0%	100.0%	None Detected	



EMSL Canada Inc.

22 Antares Drive Suite 102 Ottawa, ON K2E 7Z6
Phone/Fax: (343) 882-6076 / (343) 882-6077
<http://www.EMSL.com> / ottawalab@EMSL.com

EMSL Canada Order 672201533
Customer ID: 55CTCS25B
Customer PO: CCC-230252-00
Project ID:

Test Report: Asbestos Analysis of Bulk Materials for Ontario Regulation 278/05 via EPA600/R-93/116 Method

Client Sample ID: BS 3.1-Vinyl Sheet Flooring **Lab Sample ID:** 672201533-0015
Sample Description: 79LP/VSF - Blue

TEST	Analyzed Date	Color	Non-Asbestos		Asbestos	Comment
			Fibrous	Non-Fibrous		
PLM	8/17/2022	Blue	0.0%	100.0%	None Detected	

Client Sample ID: BS 3.1-Mastic **Lab Sample ID:** 672201533-0015A
Sample Description: 79LP/VSF - Blue

TEST	Analyzed Date	Color	Non-Asbestos		Asbestos	Comment
			Fibrous	Non-Fibrous		
PLM	8/17/2022	Beige	0.0%	100.0%	None Detected	

Client Sample ID: BS 3.2-Vinyl Sheet Flooring **Lab Sample ID:** 672201533-0016
Sample Description: 79LP/VSF - Blue

TEST	Analyzed Date	Color	Non-Asbestos		Asbestos	Comment
			Fibrous	Non-Fibrous		
PLM	8/17/2022	Blue	0.0%	100.0%	None Detected	

Client Sample ID: BS 3.2-Mastic **Lab Sample ID:** 672201533-0016A
Sample Description: 79LP/VSF - Blue

TEST	Analyzed Date	Color	Non-Asbestos		Asbestos	Comment
			Fibrous	Non-Fibrous		
PLM	8/17/2022	Beige	0.0%	100.0%	None Detected	

Client Sample ID: BS 3.3-Vinyl Floor Tile **Lab Sample ID:** 672201533-0017
Sample Description: 79LP/VSF - Blue

TEST	Analyzed Date	Color	Non-Asbestos		Asbestos	Comment
			Fibrous	Non-Fibrous		
PLM	8/17/2022	Blue	0.0%	100.0%	None Detected	

Client Sample ID: BS 3.3-Mastic **Lab Sample ID:** 672201533-0017A
Sample Description: 79LP/VSF - Blue

TEST	Analyzed Date	Color	Non-Asbestos		Asbestos	Comment
			Fibrous	Non-Fibrous		
PLM	8/17/2022	Beige	0.0%	100.0%	None Detected	



EMSL Canada Inc.

22 Antares Drive Suite 102 Ottawa, ON K2E 7Z6
Phone/Fax: (343) 882-6076 / (343) 882-6077
<http://www.EMSL.com> / ottawalab@EMSL.com

EMSL Canada Order 672201533
Customer ID: 55CTCS25B
Customer PO: CCC-230252-00
Project ID:

Test Report: Asbestos Analysis of Bulk Materials for Ontario Regulation 278/05 via EPA600/R-93/116 Method

Analyst(s):

Brianne Bedard PLM (6)
Ewa Krupinska PLM (15)

Reviewed and approved by:

Ewa Krupinska, Laboratory Manager
or Other Approved Signatory

None Detected = <0.1%. EMSL maintains liability limited to cost of analysis. Interpretation and use of test results are the responsibility of the client. This report relates only to the samples reported above, and may not be reproduced, except in full, without written approval by EMSL. EMSL bears no responsibility for sample collection activities or analytical method limitations. The report reflects the samples as received. Results are generated from the field sampling data (sampling volumes and areas, locations, etc.) provided by the client on the Chain of Custody. Samples are within quality control criteria and met method specifications unless otherwise noted. Estimation of uncertainty available upon request. This report is a summary of multiple methods of analysis, fully compliant reports are available upon request. A combination of PLM and TEM analysis may be necessary to ensure consistently reliable detection of asbestos. This report must not be used to claim product endorsement by NVLAP of any agency or the U.S. Government.

Samples analyzed by EMSL Canada Inc. Ottawa, ON NVLAP Lab Code 201040-0

Initial report from: 08/17/2022 16:06:13

**EMSL Canada Inc.**

2756 Slough Street, Mississauga, ON L4T 1G3

Phone/Fax: (289) 997-4602 / (289) 997-4607

<http://www.EMSL.com>torontolab@emsl.com

EMSL Canada Or	552212278
CustomerID:	55CTCS25B
CustomerPO:	CCC-230252-00
ProjectID:	

Attn: **Lauren Hamilton**
McIntosh Perry Consulting Engineers Ltd
115 Walgreen Rd RR 3
Carp, ON K0A 1L0

Phone: (613) 836-2184
 Fax:
 Received: 8/10/2022 09:13 AM
 Collected:

Project: **UofO Reassessments - Brooks Res****Test Report: Lead in Paint Chips by Flame AAS (SW 846 3050B/7000B)***

<i>Client SampleDescription</i>	<i>Collected</i>	<i>Analyzed</i>	<i>Weight</i>	<i>RDL</i>	<i>Lead Concentration</i>
PB-01 552212278-0001		8/10/2022	0.2561 g	0.0080 % wt	<0.0080 % wt
	Site: Blue Door Paint - 85 MC				
PB-02 552212278-0002		8/10/2022	0.2538 g	0.0080 % wt	<0.0080 % wt
	Site: Off White Wall Paint - 638KE				
PB-03 552212278-0003		8/10/2022	0.2470 g	0.0081 % wt	<0.0081 % wt
	Site: Off White Wall Paint - 636KE				
PB-04 552212278-0004		8/10/2022	0.2557 g	0.0080 % wt	<0.0080 % wt
	Site: Beige Wall Paint - 630KE				
PB-05 552212278-0005		8/10/2022	0.1910 g	0.010 % wt	<0.010 % wt
	Site: Burgundy Door Paint - 630KE insufficient sample to reach reporting limit				

Rowena Fanto, Lead Supervisor
 or other approved signatory

EMSL maintains liability limited to cost of analysis. Interpretation and use of test results are the responsibility of the client. This report relates only to the samples reported above, and may not be reproduced, except in full, without written approval by EMSL. EMSL bears no responsibility for sample collection activities or analytical method limitations. The report reflects the samples as received. Results are generated from the field sampling data (sampling volumes and areas, locations, etc.) provided by the client on the Chain of Custody. Samples are within quality control criteria and met method specifications unless otherwise noted.

* Analysis following Lead in Paint by EMSL SOP/Determination of Environmental Lead by FLAA. Reporting limit is 0.008% wt based on the minimum sample weight per our SOP. "<" (less than) result signifies the analyte was not detected at or above the reporting limit. Measurement of uncertainty is available upon request. Definitions of modifications are available upon request.

Samples analyzed by EMSL Canada Inc. Mississauga, ON AIHA-LAP, LLC - ELLAP #196142

Initial report from 08/16/2022 08:45:02

APPENDIX D
Site Photographs



Photo 1: View of non-asbestos containing ceiling texture coat observed throughout the subject buildings



Photo 2: View of water damaged drywall wall observed in apartment 180 - living room of 79 Louis-Pasteur





Photo 3: View of water damaged ceiling texture coating observed in apartment 177 – living room of 79 Louis-Pasteur



Photo 4: View of water damaged ceiling texture coating observed in apartment 173 – dining room of 79 Louis-Pasteur



Photo 5: View of water damaged drywall wall observed in apartment 174 - bedroom of 79 Louis-Pasteur



Photo 6: View of water damaged drywall wall observed in apartment 168 – living room of 624 King Edward




Photo 7: View of water damaged ceiling texture coat observed in apartment 164 – living room of 624 King Edward



Photo 8: View of water damaged window sill observed in the basement laundry room of 624 King Edward



Photo 9: View of water damaged ceiling texture coat observed in apartment 157 – dining room of 624 King Edward



Photo 10: View of water damaged ceiling texture coat observed in apartment 155 – dining room of 622 King Edward



Photo 11: View of mould observed in apartment 155 – full bath ceiling of 622 King Edward




Photo 12: View of water damaged ceiling texture coat observed in apartment 151 - bedroom of 622 King Edward




Photo 13: View of water damaged drywall wall observed in apartment 152 – living room of 622 King Edward

APPENDIX E

Asbestos-Containing Materials Checklists

Floor/Level	Location	Type of ACM	Description	Asbestos Confirmed/ Suspected	Friable/Non-Friable	Damaged/ Deteriorated	Accessibility	Level of Work Near Material	Approx. Quantity	Unit	Recommended Action	Comments
1	Front Entrance	Ceramic Floor Tile Grout	Grey	Suspected	-	Good Condition	Easy	Low	-	-	Manage in Place	
All	Specific Locations	Fire Doors	-	Suspected	-	Good Condition	Easy	Low	-	-	Manage in Place	
All	Exterior	Brick/Stone Mortar	-	Suspected	-	Good Condition	Easy	Low	-	-	Manage in Place	
All	Exterior	Stucco	-	Suspected	-	Good Condition	Easy	Low	-	-	Manage in Place	
Roof	Roof	Roofing Materials	-	Suspected	-	Good Condition	Easy	Low	-	-	Manage in Place	

APPENDIX F
Hazardous Containing Materials Checklists

Appendix F - Hazardous Containing Materials Checklist

Floor/Level	Building	Location	DS Type	Component	Colour	Condition	Manufacturer	Approx. Quantity	Unit	Suspected/ Confirmed	Recommended Action	Comments
All	All	Hallways	Lead	Door Paint	Burgundy	Good Condition	-	-	-	Confirmed	Manage in Place	
All	All	Hallways	Lead	Battery Pack	White	Good Condition	-	-	-	Confirmed	Manage in Place	
All	All	Hallways	Mercury	Fluorescent Light Tubes	White	Good Condition	-	-	-	Confirmed	Manage in Place	
All	All	Throughout Level	Silica	Concrete, Mortar, Etc.	N/A	Good Condition	-	-	-	Confirmed	Manage in Place	
0	All	Throughout Level	Radioactive Material	Smoke Detector	White	Good Condition	-	4	C	Confirmed	Manage in Place	
0	All	Apartment Kitchen	Polychlorinated Biphenyls (PCBs)	Refrigerator	White	Good Condition	Frigidaire	3	C	Confirmed	Manage in Place	R134A
0	All	Apartments	Polychlorinated Biphenyls (PCBs)	Air Conditioning Unit	N/A	Good Condition	-	3	C	Confirmed	Manage in Place	
0	624 King Edward	Laundry Room	Water Damage	Window Sill	White	Poor Condition	-	1	SF	Confirmed	Should be replaced as part of regular maintenance.	
0	624 King Edward	Apartment 157 Dining Room	Water Damage	Window Sill	White	Poor Condition	-	3	SF	Confirmed	Should be replaced as part of regular maintenance.	
1	All	Throughout Level	Radioactive Material	Smoke Detector	White	Good Condition	-	4	C	Confirmed	Manage in Place	
1	All	Apartment Kitchen	Polychlorinated Biphenyls (PCBs)	Refrigerator	White	Good Condition	Frigidaire	3	C	Confirmed	Manage in Place	R134A
1	All	Apartments	Polychlorinated Biphenyls (PCBs)	Air Conditioning Unit	N/A	Good Condition	-	3	C	Confirmed	Manage in Place	
1	79 Louis-Pasteur	Apartment 173 Dining Room	Water Damage	Ceiling Texture Coat	White	Poor Condition	-	2	LF	Confirmed	Should be replaced as part of regular maintenance.	

Appendix F - Hazardous Containing Materials Checklist

Floor/Level	Building	Location	DS Type	Component	Colour	Condition	Manufacturer	Approx. Quantity	Unit	Suspected/ Confirmed	Recommended Action	Comments
1	79 Louis-Pasteur	Apartment 174 Front Left Bedroom	Water Damage	Drywall Wall	White	Poor Condition	-	1	SF	Confirmed	Should be replaced as part of regular maintenance.	
2	All	Throughout Level	Radioactive Material	Smoke Detector	White	Good Condition	-	4	C	Confirmed	Manage in Place	
2	All	Apartment Kitchen	Polychlorinated Biphenyls (PCBs)	Refrigerator	White	Good Condition	Frigidaire	3	C	Confirmed	Manage in Place	R134A
2	All	Apartments	Polychlorinated Biphenyls (PCBs)	Air Conditioning Unit	N/A	Good Condition	-	3	C	Confirmed	Manage in Place	
2	624 King Edward	Apartment 164 Living Room	Water Damage	Ceiling Texture Coat	White	Poor Condition	-	7	SF	Confirmed	Should be replaced as part of regular maintenance.	
2	622 King Edward	Apartment 151 Front Left Bedroom	Water Damage	Ceiling Texture Coat	White	Poor Condition	-	1	SF	Confirmed	Should be replaced as part of regular maintenance.	
2	622 King Edward	Apartment 152 Living Room	Water Damage	Drywall	White	Poor Condition	-	3	LF	Confirmed	Should be replaced as part of regular maintenance.	
2	79 Louis- Pasteur	Apartment 177 Living Room	Water Damage	Ceiling Texture Coat	White	Poor Condition	-	15	SF	Confirmed	Should be replaced as part of regular maintenance.	
3	All	Throughout Level	Radioactive Material	Smoke Detector	White	Good Condition	-	4	C	Confirmed	Manage in Place	
3	All	Apartment Kitchen	Polychlorinated Biphenyls (PCBs)	Refrigerator	White	Good Condition	Frigidaire	3	C	Confirmed	Manage in Place	R134A
3	All	Apartments	Polychlorinated Biphenyls (PCBs)	Air Conditioning Unit	N/A	Good Condition	-	3	C	Confirmed	Manage in Place	
3	624 King Edward	Apartment 168 Living Room	Water Damage	Drywall	White	Poor Condition	-	1	SF	Confirmed	Should be replaced as part of regular maintenance.	

Appendix F - Hazardous Containing Materials Checklist

Floor/Level	Building	Location	DS Type	Component	Colour	Condition	Manufacturer	Approx. Quantity	Unit	Suspected/ Confirmed	Recommended Action	Comments
3	622 King Edward	Apartment 155 Dining Room	Water Damage	Ceiling Texture Coat	White	Poor Condition	-	2	SF	Confirmed	Should be replaced as part of regular maintenance.	
3	622 King Edward	Apartment 155 Bathroom	Mould	Drywal	White	Poor Condition	-	25	SF	Confirmed	Must be removed following Level I mould remediation procedures, as per EACC Guidelines	
3	79 Louis-Pasteur	Apartment 180 Living Room	Water Damage	Drywall	White	Poor Condition	-	5	SF	Confirmed	Should be replaced as part of regular maintenance.	