



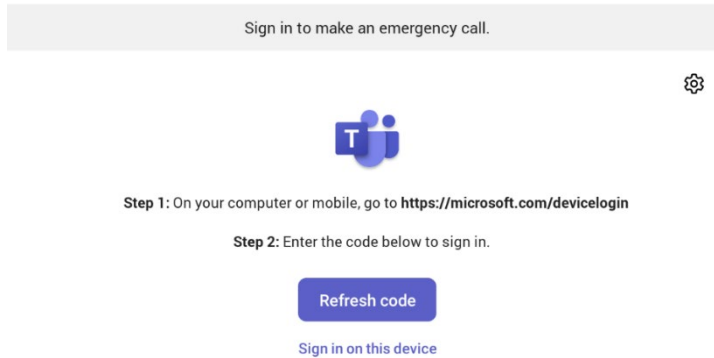
uOttawa

Technologies de l'information
Information Technology

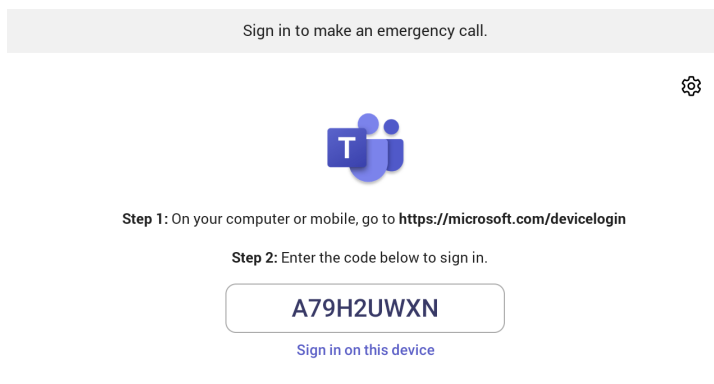
**Procédures pour se connecter à
AudioCodes c445HD**

The Sign in procedure

1. On the screen select **Refresh Code**. If you do not see the option to refresh, please go to step 2.



2. Note the code that appears on the screen.



3. Browse to <https://microsoft.com/devicelogin> and enter the code noted above then click **Next**.




Enter code

Enter the code displayed on your app or device.

A79H2UWXN

Next

- 4. Enter your uOttawa email address.



Sign in

You're signing in to **Microsoft Authentication Broker** on another device located in **Canada**. If it's not you, close this page.


username@uottawa.ca

No account? [Create one!](#)

[Can't access your account?](#)

[Back](#) [Next](#)

- 5. Enter your password.



← username@uottawa.ca

Enter password

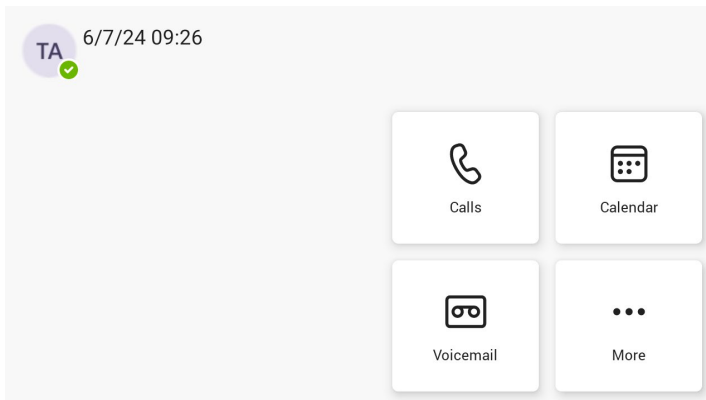
.....

[Forgot my password](#)

[Use an app instead](#)

[Sign in](#)

- 6. You are now logged in and ready to use your new phone.

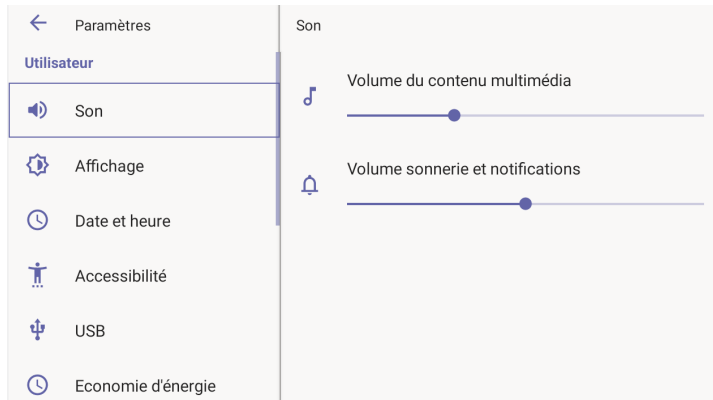


TA 6/7/24 09:26

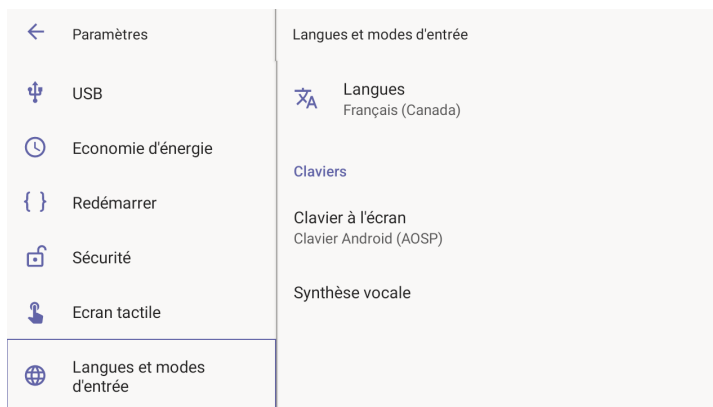
- Calls
- Calendar
- Voicemail
- More

Changing phone language from French to English


1. From the home screen, select the **Menu** button on the keypad.



2. Scroll down until you see **Langues et modes d'entrée** (either by using the down directional button or by scrolling on the touchscreen). On the right side of the screen select **Langues**.



3. Scroll down the list and select **English (United States)**.



4. Select **OK**.

Langues

Etes vous sûr de vouloir changer de langue?

ANNULER OK

5. The Teams app will now restart.

