

# *Destination 20/20*

# 2014 Scorecard



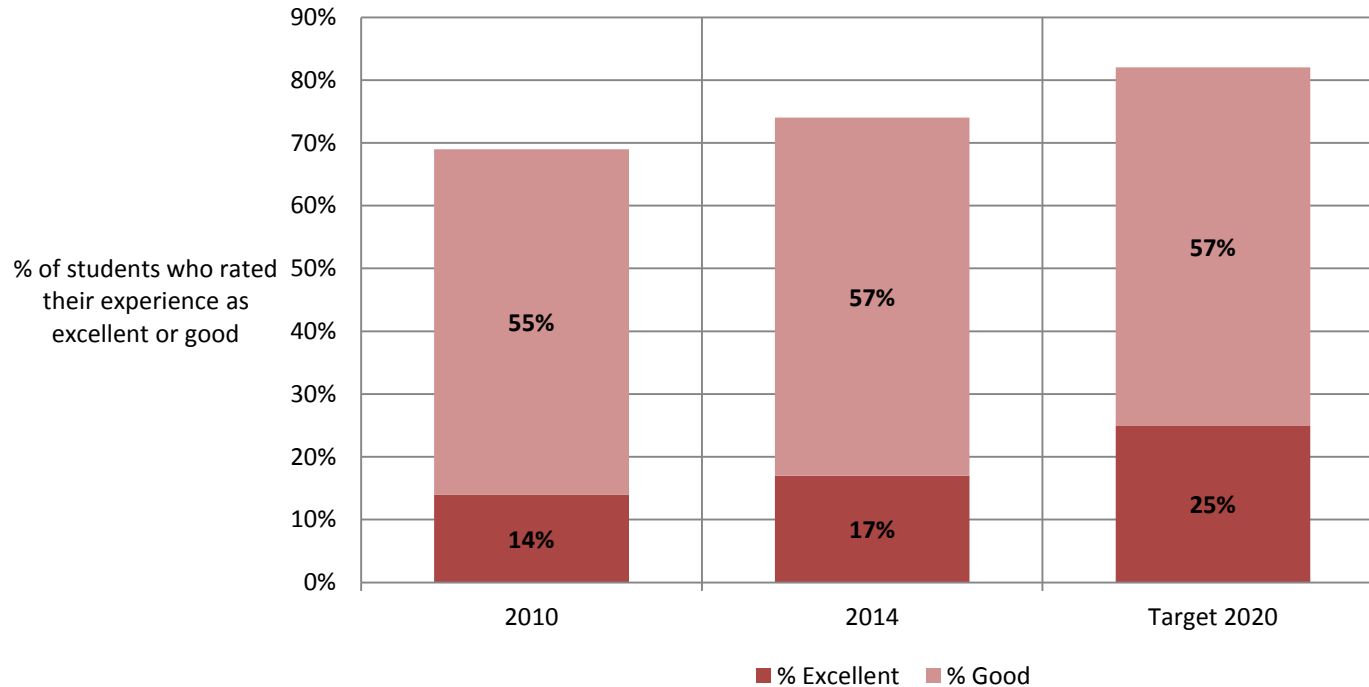
uOttawa

L'Université canadienne  
Canada's university

Université d'Ottawa | University of Ottawa



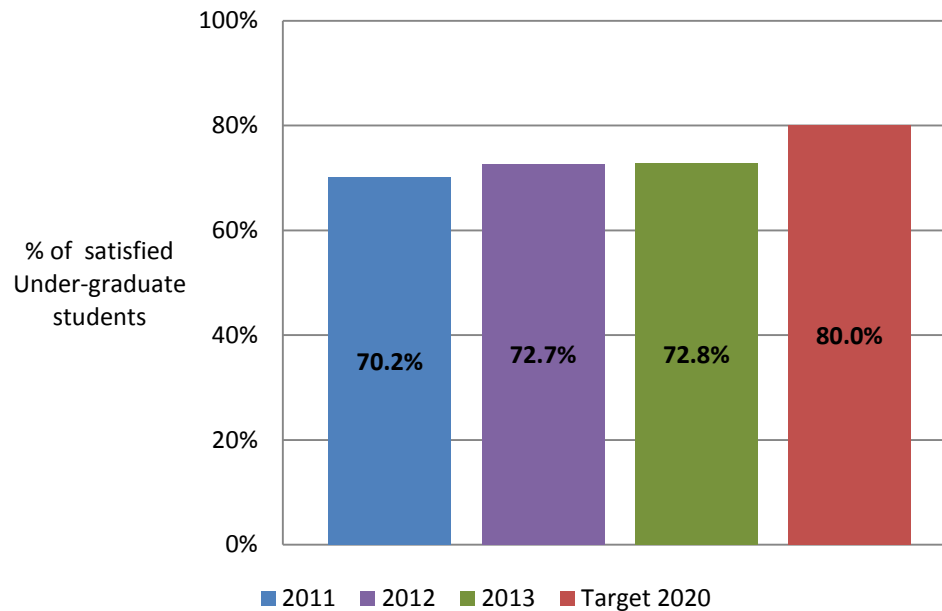
# 1.1 Learning Quality Assessment at the Undergraduate Level



- Definition: The percentage of senior undergraduate students who answered Excellent or Good to the question “How would you evaluate your entire educational experience at this institution?”
- Source: National Survey of Student Engagement (NSSE)

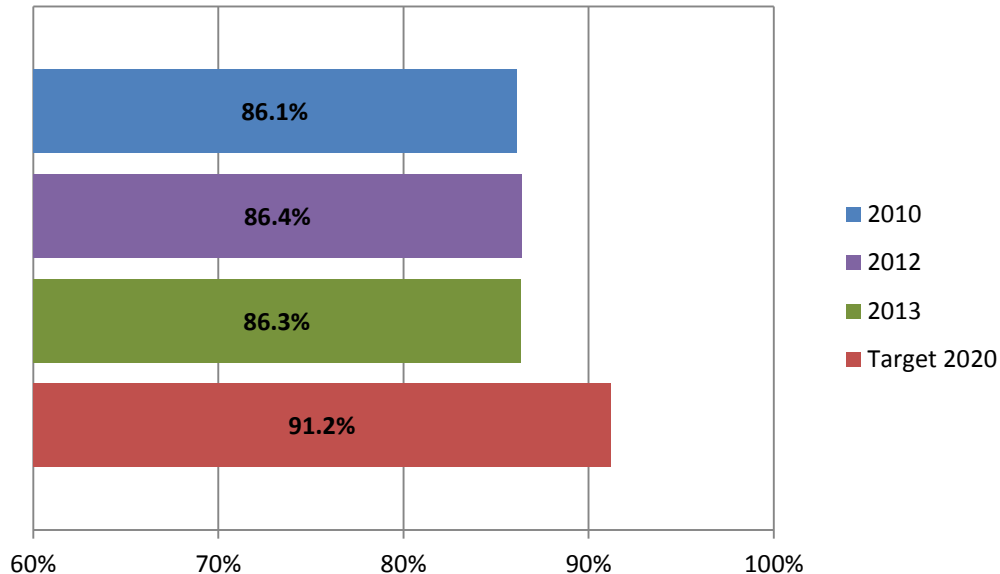
# 1.2 Service Quality Assessment - Undergraduate Level

---



- Definition: The percentage of graduating undergraduate students very satisfied or satisfied with a series of non-academic services (for example, sports, housing, community life, online services, counter services, food services, computing services, bookstore).
- Source : uOttawa internal End-of-Program Survey (EOPS)

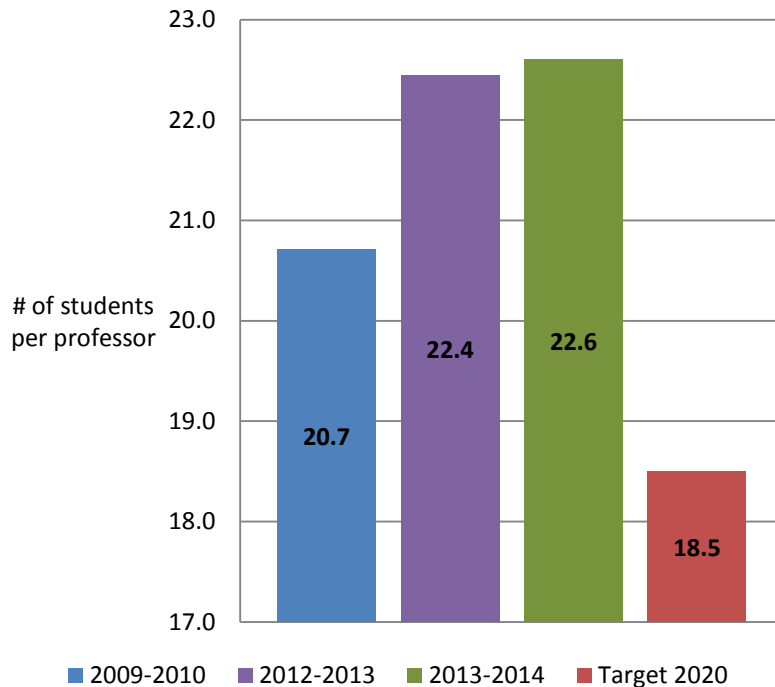
# 1.3 Retention Rate – Undergraduate Level



- Since 2012, direct-entry faculties have increased their admission averages in many programs.
- The impact on these changes retention on student retention will be captured in the 2015 Scoreboard.

- Definition: The percentage of full-time first-year students who entered directly from high school in the fall and returned for their second year of studies the following fall.
- Source: Consortium for Student Retention Data Exchange (CSRDE)

# 1.4 Student-Faculty Ratio – Undergraduate Level

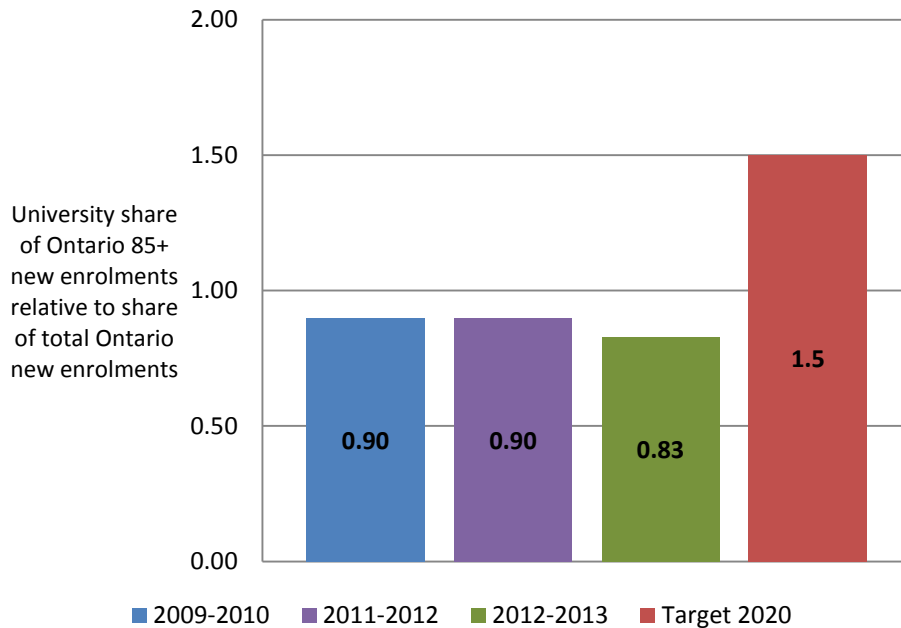


## Action plans:

- Developing a hiring plan for 60 new professors
- Capping of undergraduate students number

- Definition: The ratio of full-time equivalent undergraduate students per full-time equivalent professor.
- Source: Institutional Research and Planning (uOttawa)

# 1.5 Students Admitted with at Least 85% Average - Undergraduate Level

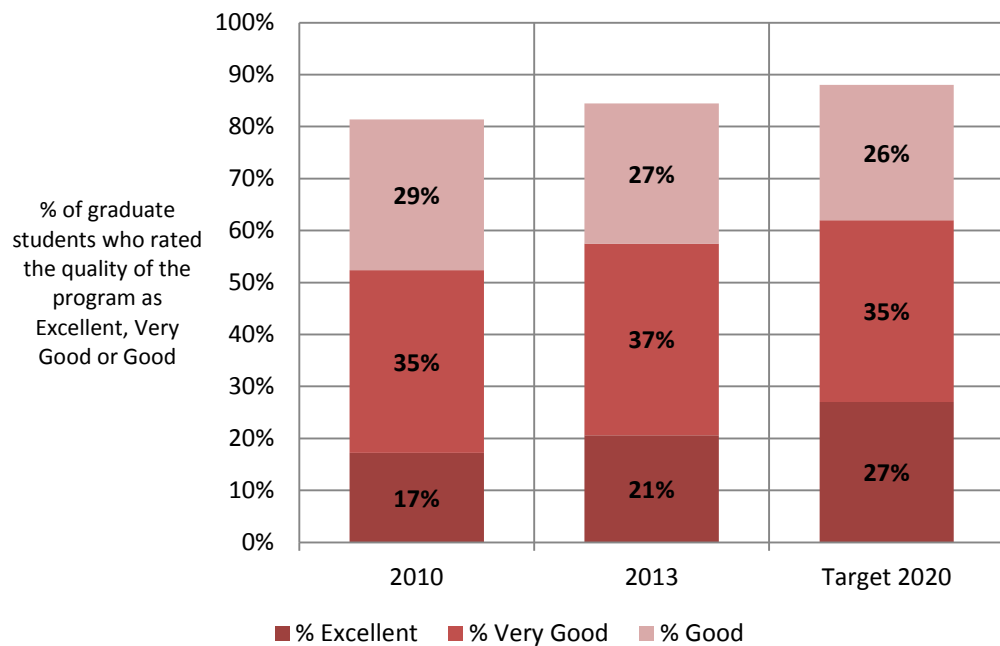


## Action plans:

- Focus on our flagship programs
- Increase students recruitment in immersion programs
- Update excellence scholarships programs

- Definition: The proportion of all Ontario high school students with an average of at least 85% admitted to an undergraduate program at the University, divided by the proportion of all Ontario high school students, regardless of average, admitted to an undergraduate program at the University.
- Source: Ontario Universities' Application Centre (OUAC)

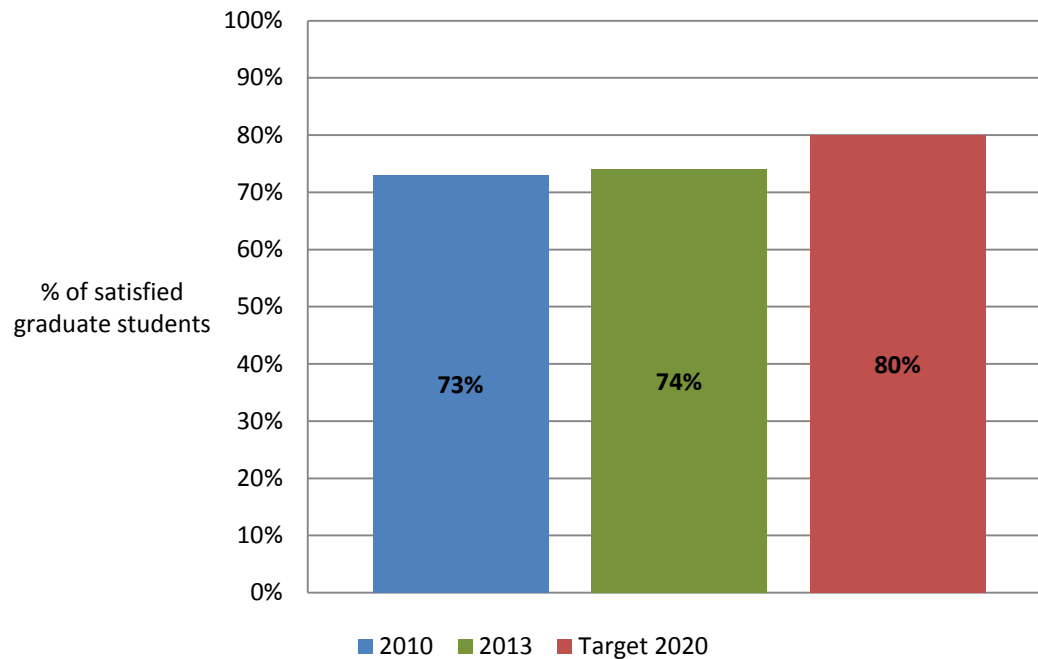
# 1.6 Learning Quality Assessment at the Graduate Level



Note: no new data for 2014 Scorecard; next survey scheduled for 2016.

- Definition: The percentage of graduate students who rated their program of studies as Excellent, Very Good or Good.
- Source: Graduate and Professional Student Survey (GPSS)

# 1.7 Service Quality Assessment at the Graduate Level

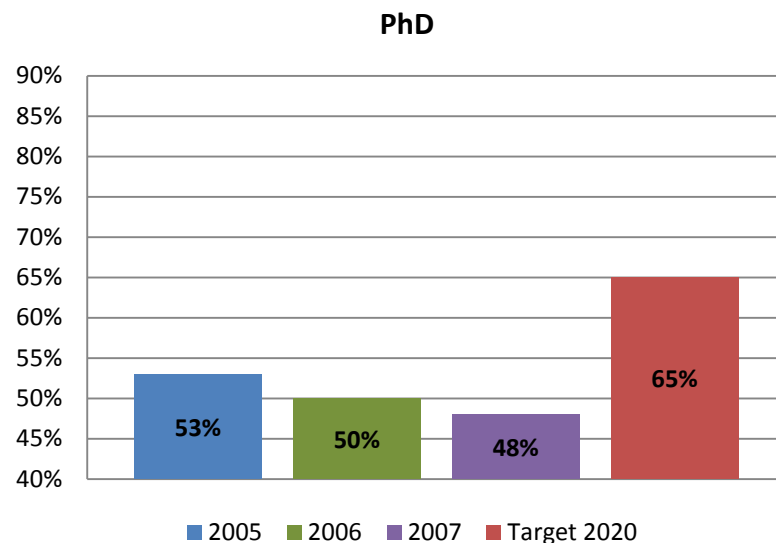
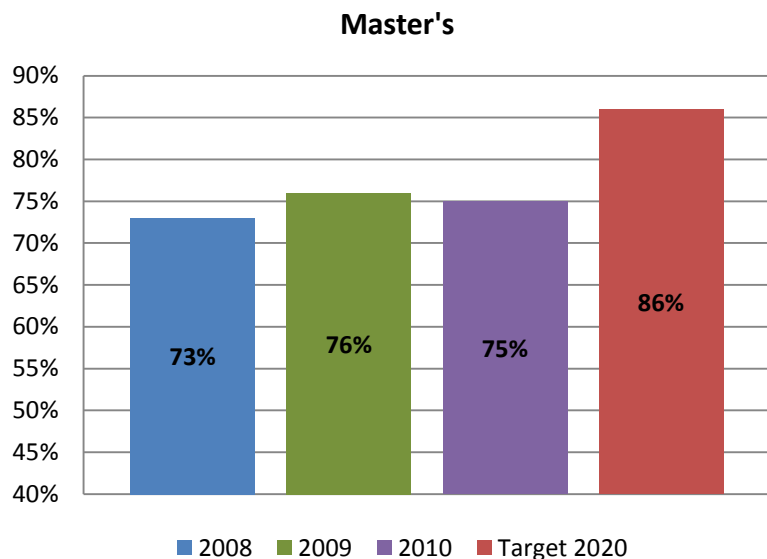


Note: no new data for 2014 Scorecard; next survey scheduled for 2016.

- Definition: The percentage of graduate students very satisfied or satisfied with a series of non-academic services (for example, sports, housing, community life, online services, counter services, food services, computing services, bookstore).
- Source: Graduate and Professional Student Survey (GPSS)

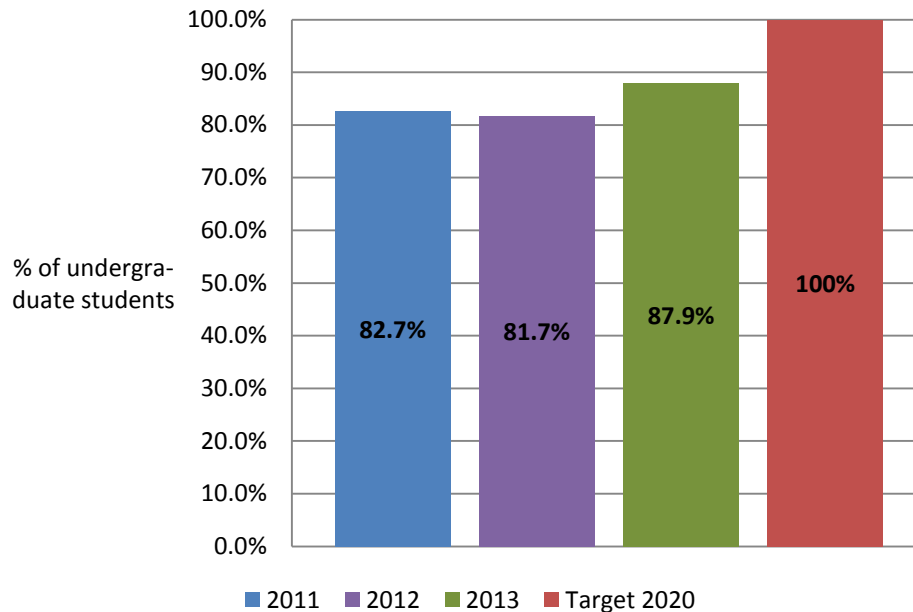


# 1.8 Graduation Rate at the Graduate Level



- Definition: The percentage of full-time students graduating three or fewer years after their first registration in a master's program and six or fewer years after their first registration in a PhD program.
- Source: Institutional Research and Planning (uOttawa)

# 1.9 Experiential Learning – Undergraduate Level

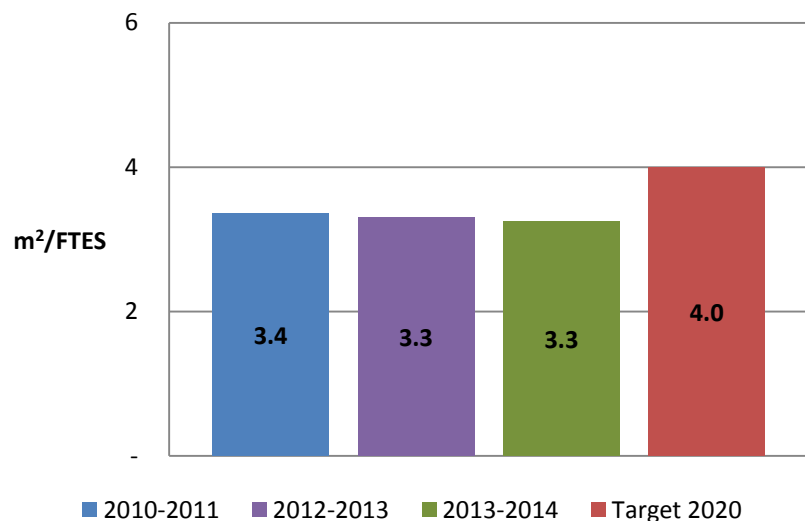


New or growing projects:

- Entrepreneurship Hub
- Business Law Clinic
- Undergraduate Research Opportunity Program (UROP)
- Co-op program

- Definition: Percentage of undergraduate students who participated in one experiential activity. Sample activities include: participation in the programs offered by the Centre for Global and Community Engagement, mentoring, undergraduate research courses, internships, co-op and work-study programs.
- Source: uOttawa internal End-of-Program Survey (EOPS)

# 1.10 Learning Space per Full-Time Equivalent Student (FTES)

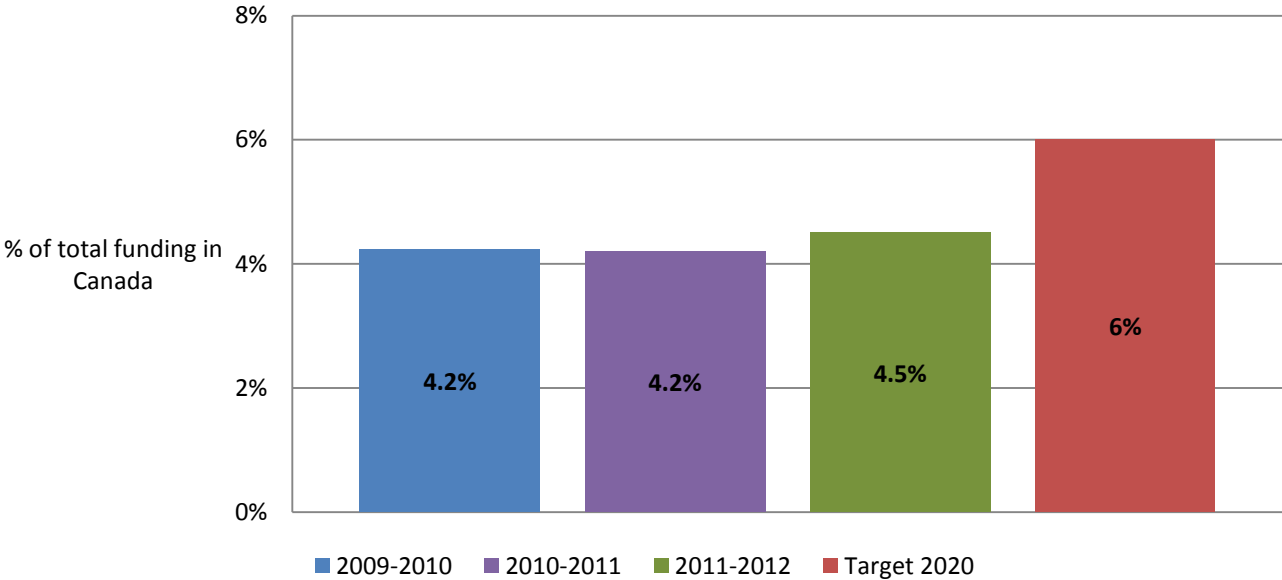


## Action plans:

- Construction of Learning Centre: 1,360 seats in active learning classrooms, 2 amphitheatres, 20 break-out rooms
- Lees Campus for Health Sciences
- Center South-West Campus
- Official opening of Advanced Research Complex on September 30, 2014
- Five-Year Plan
- Development of Black-Box Theatre

- Definition: The ratio of net assignable square metres of learning space to the number of full-time equivalent students (FTES) every fall.
  - Learning space: Classrooms, class laboratories, research laboratories, graduate student offices, study and library spaces. Source: Council of Ontario Universities (COU)
  - FTES = (2 x undergraduate FTES declared to the Ministry on November 1) + (1 x graduate FTES declared to the Ministry on November 1).
  - Source: Institutional Research and Planning (uOttawa)

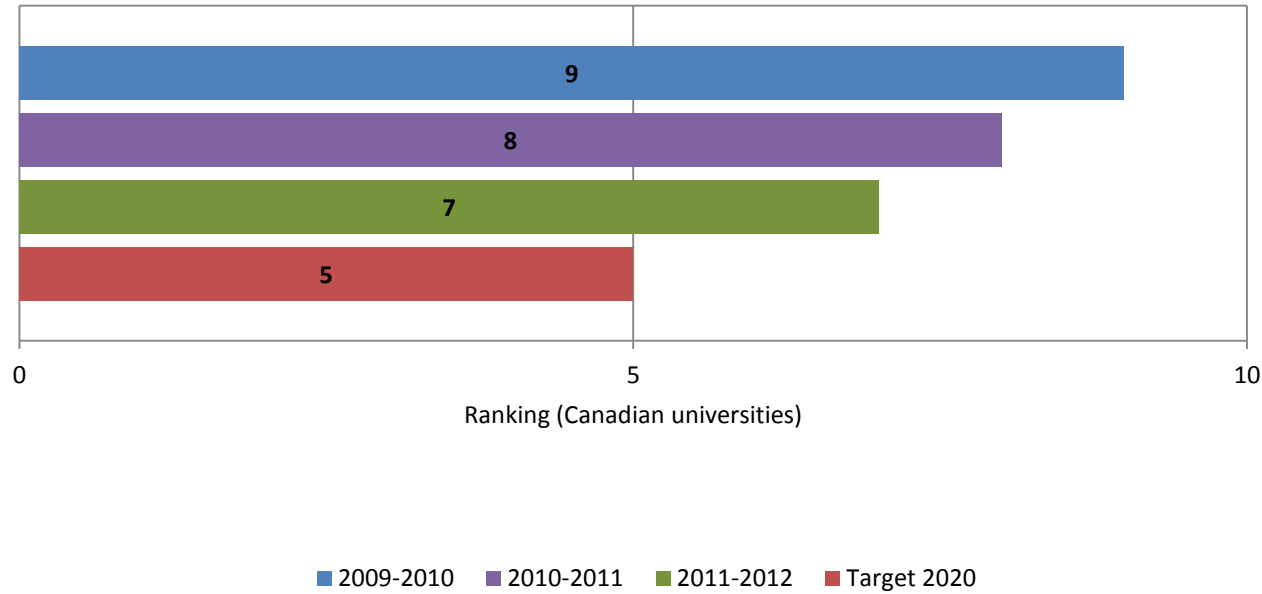
# 2.1 Sponsored Research Funding



Source is Re\$earch Infosource, report of November 2013. The 2012-2013 data will be published in November 2014

- Definition: The University’s share of total sponsored research income in Canada.
- Source: Re\$earch Infosource

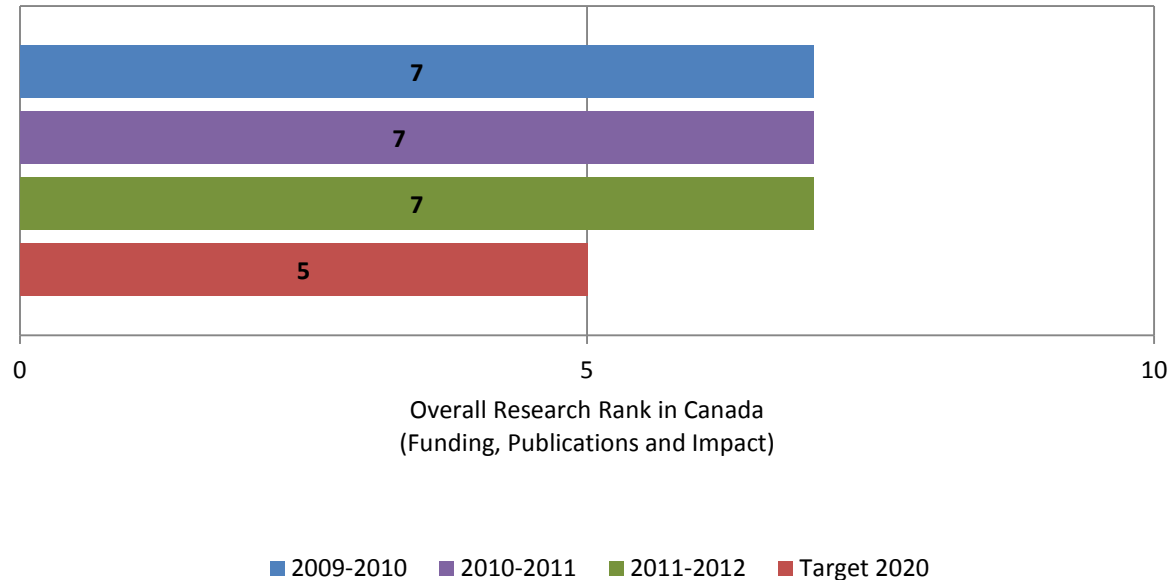
## 2.2 Research Intensity



Source is ReSearch Infosource, report of November 2013. The 2012-2013 data will be published in November 2014

- Definition: The University's rank among Canadian universities based on average external funding from all sources per full-time equivalent faculty position.
- Source: ReSearch Infosource.

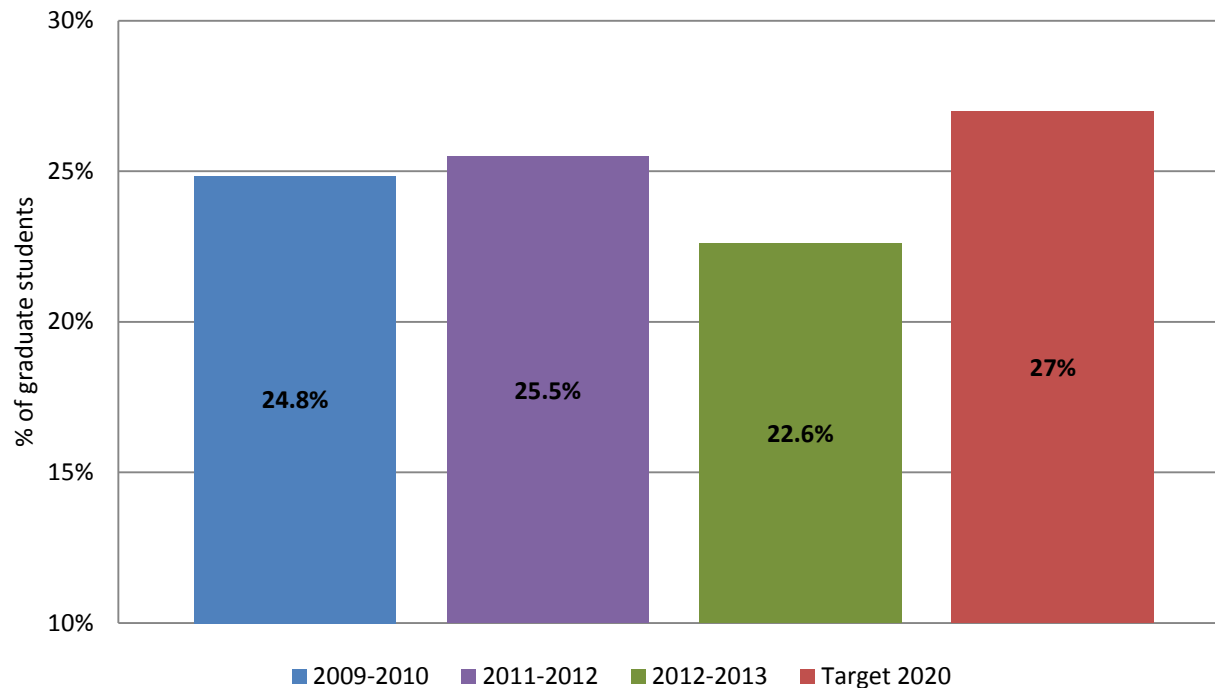
## 2.3 Overall Research Ranking



Source is Re\$earch Infosource, report of November 2013. The 2012-2013 data will be published in November 2014

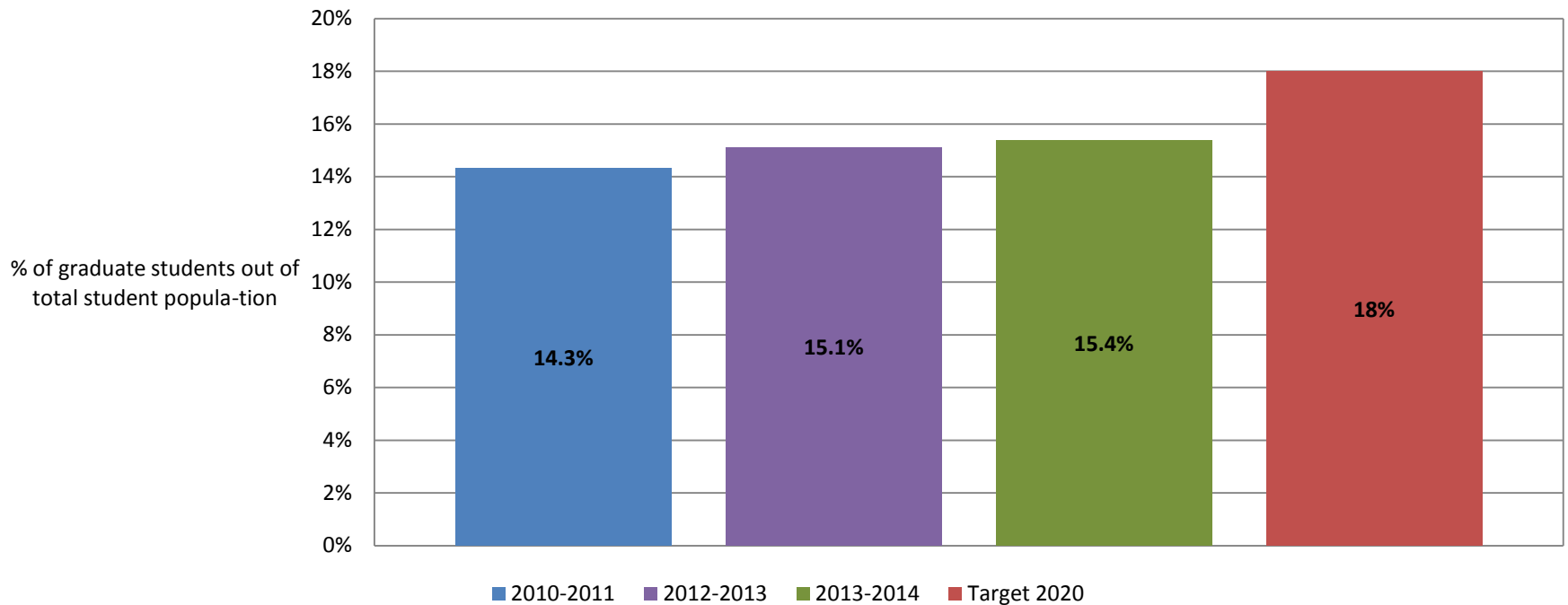
- Definition: the University's rank among Canadian universities based on a composite rank that sums funding intensity, publication intensity, and publication impact.
- Source: Re\$earch Infosource

## 2.4 External Scholarship Funding at the Graduate Level



- Definition: The percentage of eligible graduate students who have received at least one federal or provincial scholarship in a fiscal year.
- Source: Institutional Research and Planning (uOttawa)

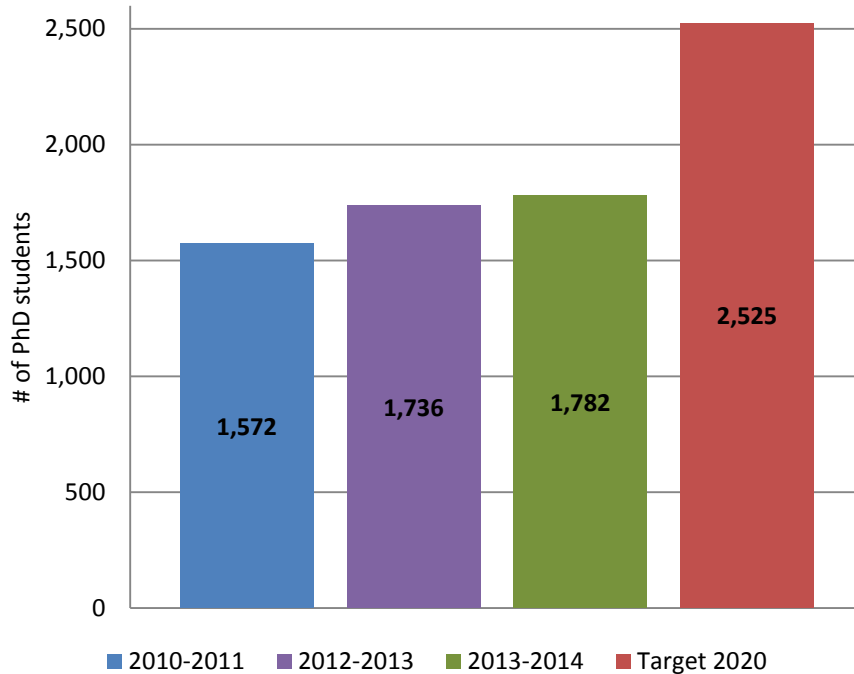
# 2.5 Total Graduate Student Registration



- Definition: The percentage of graduate students registered (certificate, masters and PhD) relative to the total registration, at all levels, full-time and part-time.
- Source: Institutional Research and Planning (uOttawa)



## 2.6 PhD Student Registration

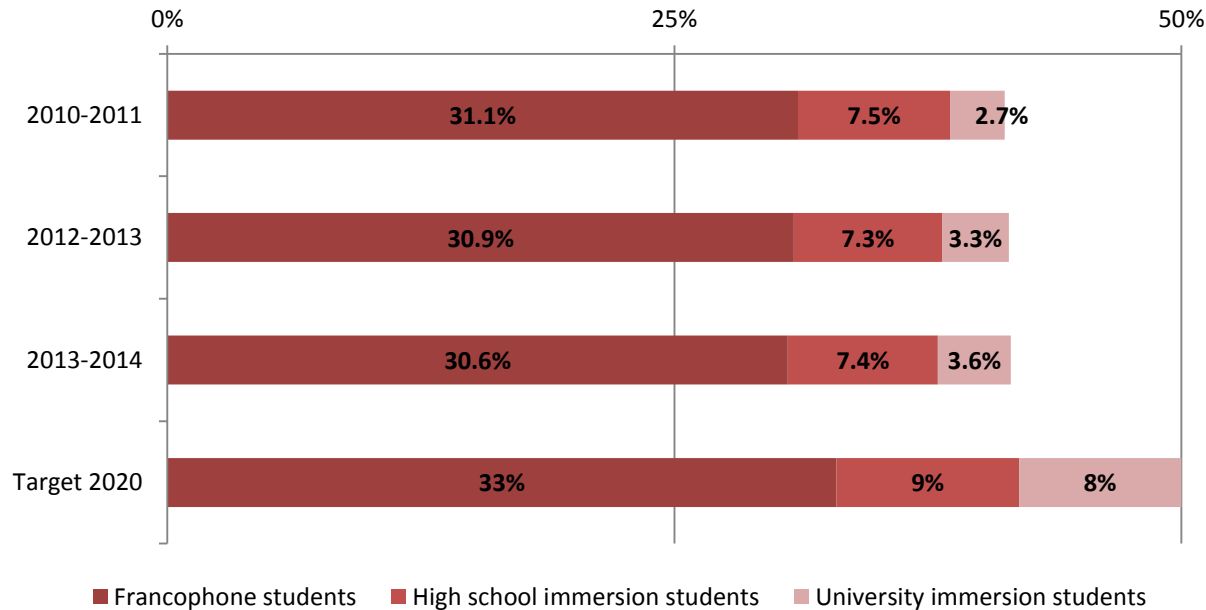


### Action plans:

- Major review of the FGPS scholarships program to attract more students
- Employment of new professors to increase our capacity

- Definition: Number of PhD students registered, full-time and part-time.
- Source: Institutional Research and Planning (uOttawa)

# 3.1 Linguistic Balance



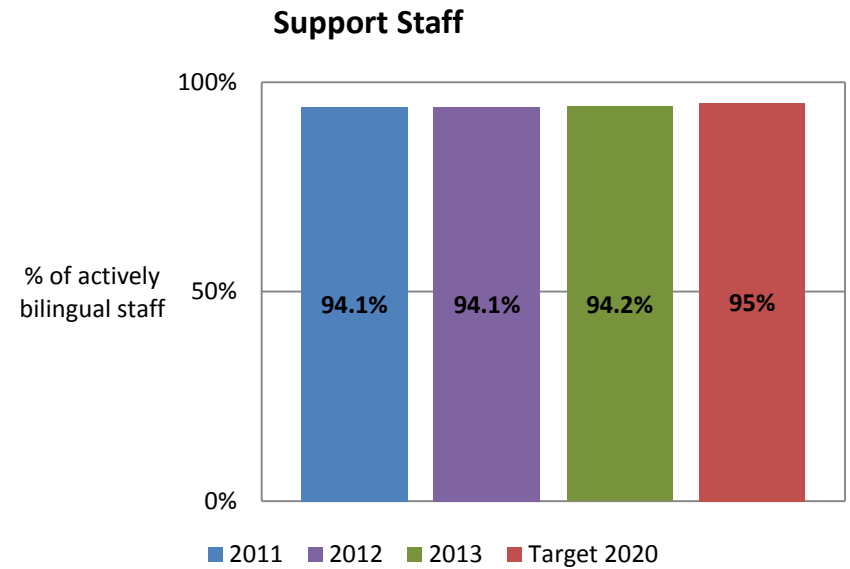
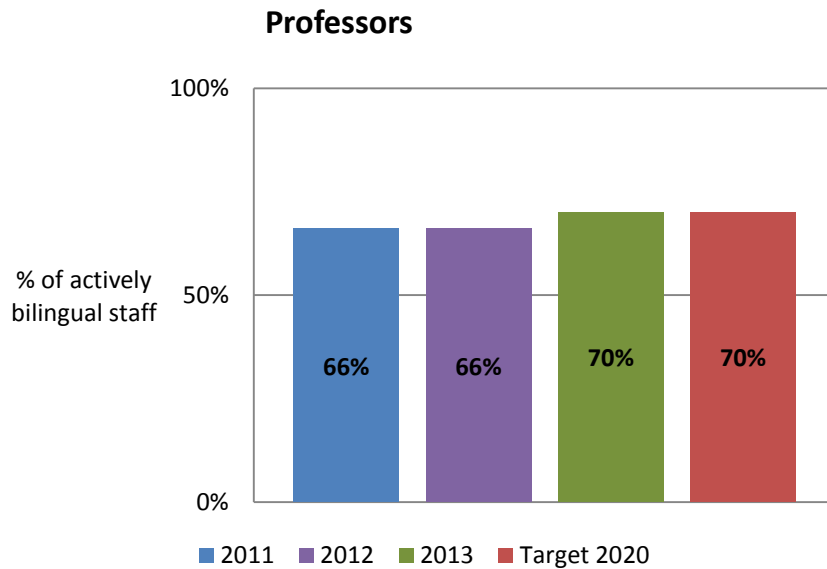
## Action plans:

- Partial exemption of tuition fees for international students studying in French
- Centre South-West Campus

- Definition: The percentage of full-time and part-time Francophone and immersion students (undergraduate and graduate).
  - Francophone students: all students whose first language is French and all students whose first language is neither French nor English but whose language of correspondence is French.
  - High school immersion students: Anglophone students who have studied in a French immersion program in a Canadian high school.
  - University immersion students: students who are registered in a French immersion program at the University of Ottawa.

Source: Institutional Research and Planning (uOttawa)

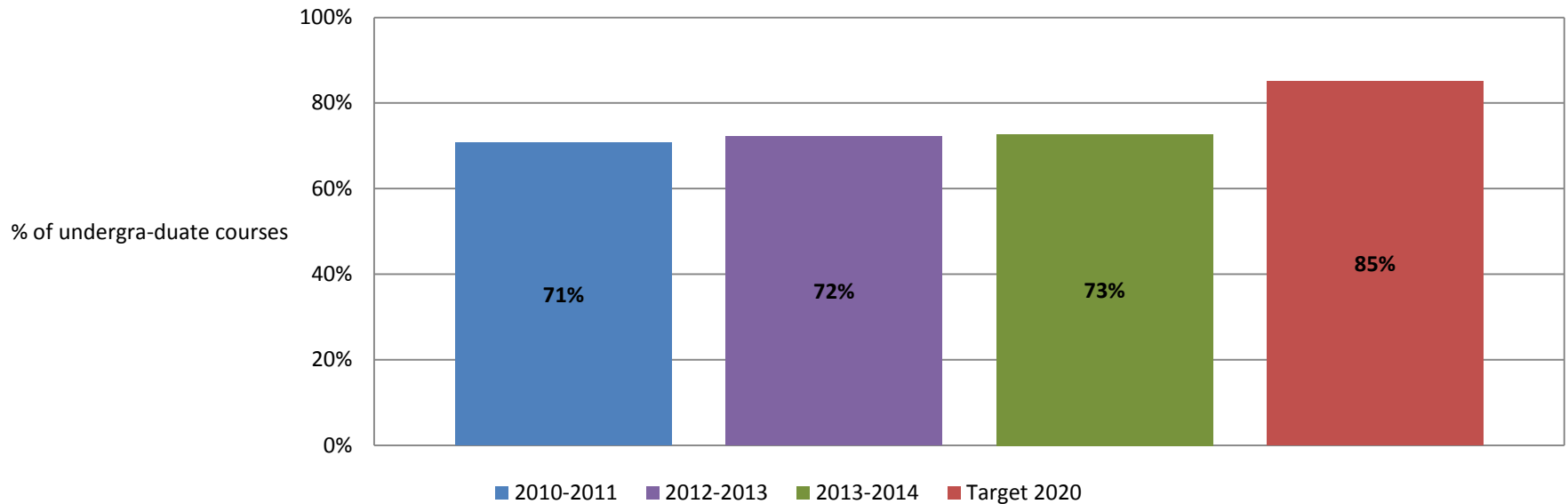
## 3.2 Staff Bilingualism



- **Definition:** The percentage of regular faculty and regular support staff members who are actively bilingual.
  - For support staff, the level of bilingualism is assessed by the direct supervisor. Active bilingualism is determined by the ability to communicate clearly and to understand the second language with few difficulties.
  - For faculty members, the level of bilingualism required is determined in the hiring contract and is a condition for receiving tenure. Active bilingualism is defined as the ability to teach in one's second language.

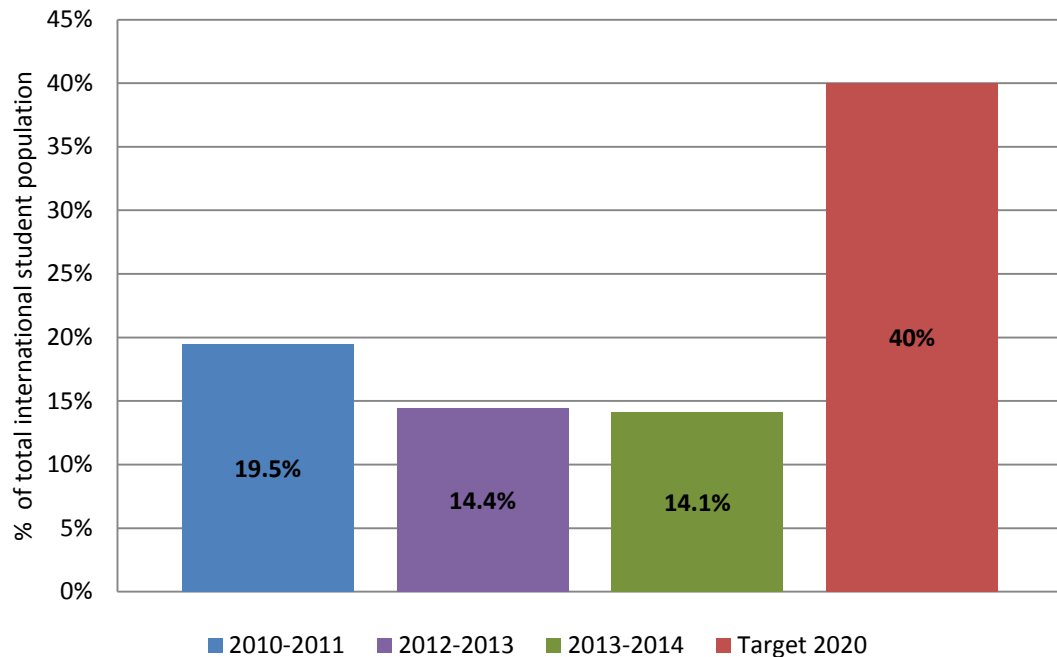
Source: Institutional Research and Planning (uOttawa)

# 3.3 Availability of Courses in French and English at the Undergraduate Level



- Definition: percentage of undergraduate courses offered in both French and English relative to the total number of unique undergraduate courses offered at the University. Courses excluded: language courses (French, English, Spanish, Italian, Second Language, etc.), full recovery courses (Executive MBA, additional qualifications in education), and courses taken outside the University of Ottawa.
- Note: The University is not able to offer 100% of its programs in the two languages due to the regulatory framework of academic programs.
- Source: Institutional Research and Planning (uOttawa)

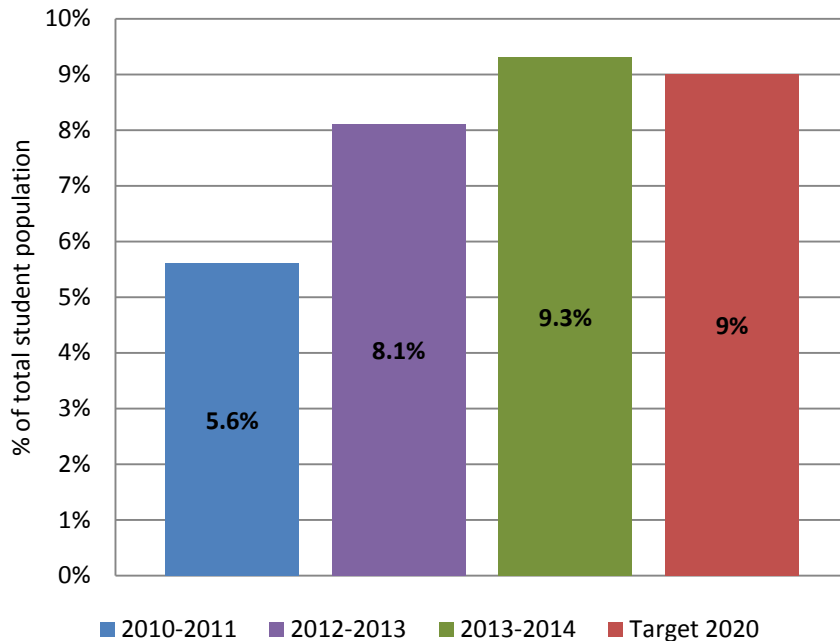
# 3.4 Entering International Francophone Students



➤ The impact of partial exemption will be captured in the 2015 Scoreboard.

- Definition: The percentage of entering international students in that year who are Francophone (according to language in use).
- Source: Institutional Research and Planning (uOttawa)

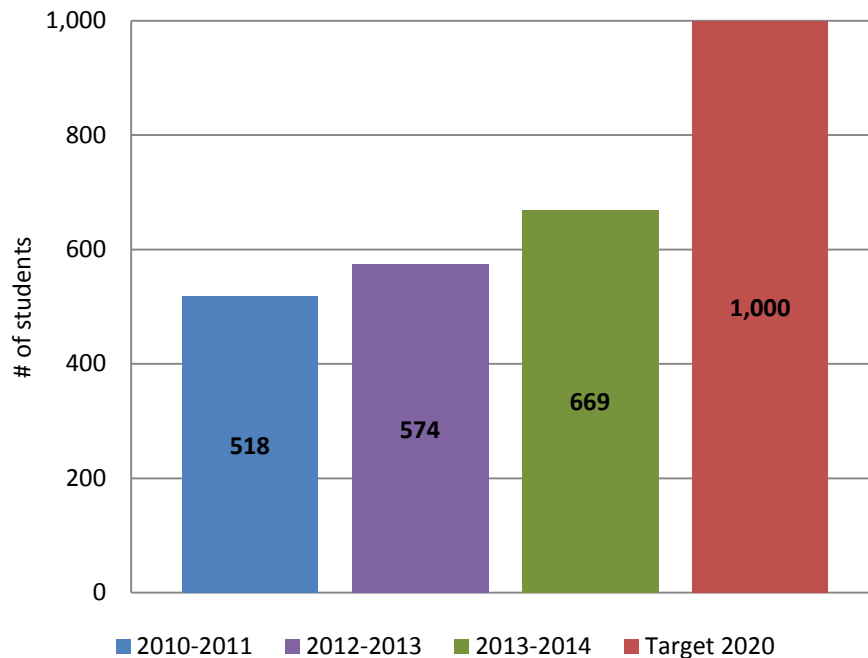
# 4.1 International Students



- Goal exceeded!
- Continuation of our targeted efforts of recruitment in:
  - Latin America - Brazil, Colombia, Chile (agreement with the granting national agencies)
  - China (elite schools, schools offering a Canadian-curriculum) and Francophone students
  - Canada (efforts to recruit VISAS 101 students)
  - Francophone countries

- Definition: Percentage of all students who are international students (at the graduate and undergraduate level, full-time and part-time).
    - International students are students who have a visa or special status (refugee or diplomatic mission), including incoming exchange students.
- Source: Institutional Research and Planning (uOttawa)

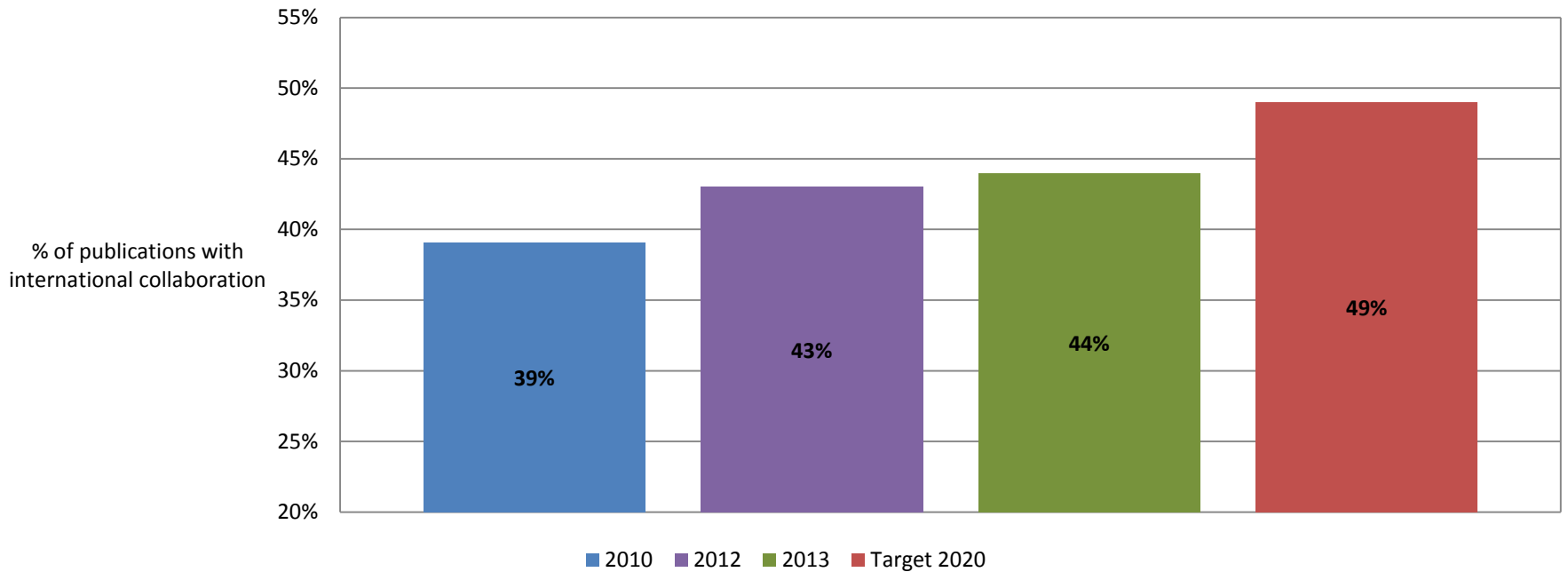
## 4.2 Student International Mobility



- We are working hard on developing partnerships with the best universities in the world in enticing countries for students (UK, Australia, Scotland...)
- The IO's goal is to equip the students with the proper tools with regards to the choice of their host institution so it really improve their academic career.
- Scholarships from contributors for international mobility.

- Definition: The number of students participating in an international exchange (graduate and undergraduate level, full-time and part-time).
  - International exchanges involve student exchanges abroad and include CO-OP placements.Source: Institutional Research and Planning (uOttawa)

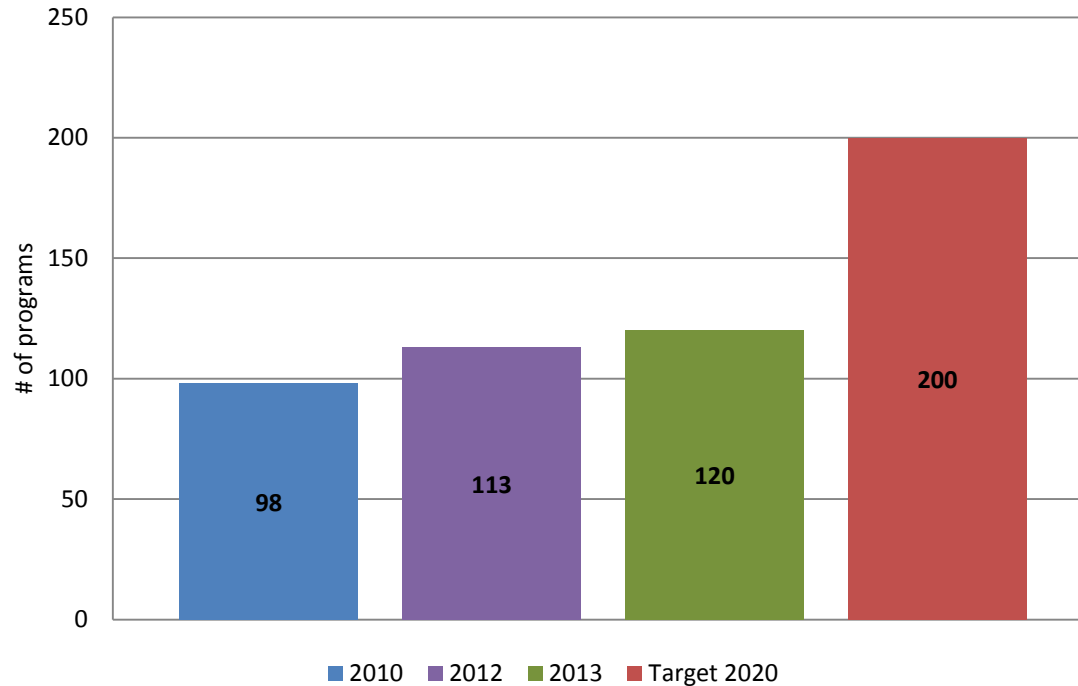
## 4.3 International Collaborations



- Definition: The number of publications with an international collaboration divided by the total number of publications in a given year.
- Source: InCites



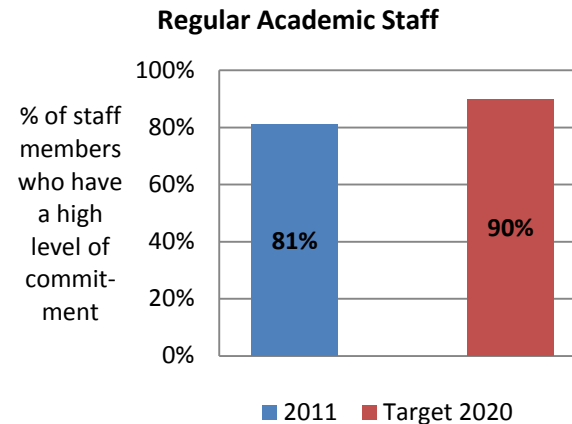
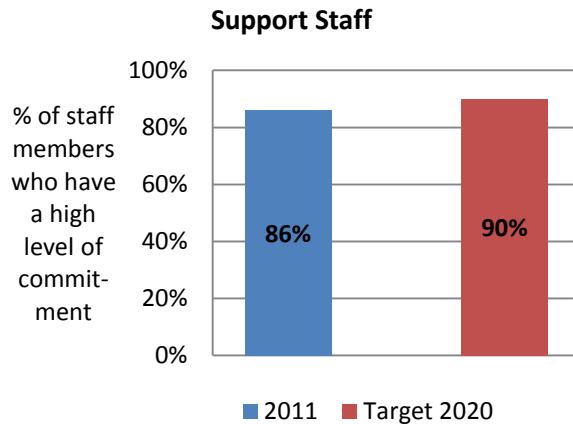
# 4.4 Programs with an International Component



- Definition: The total number of opportunities available to our students to participate in one formal international educational activity related to their program of studies (e.g., exchange, courses in a foreign country, cotutelle).
- Source: Institutional Research and Planning (uOttawa)

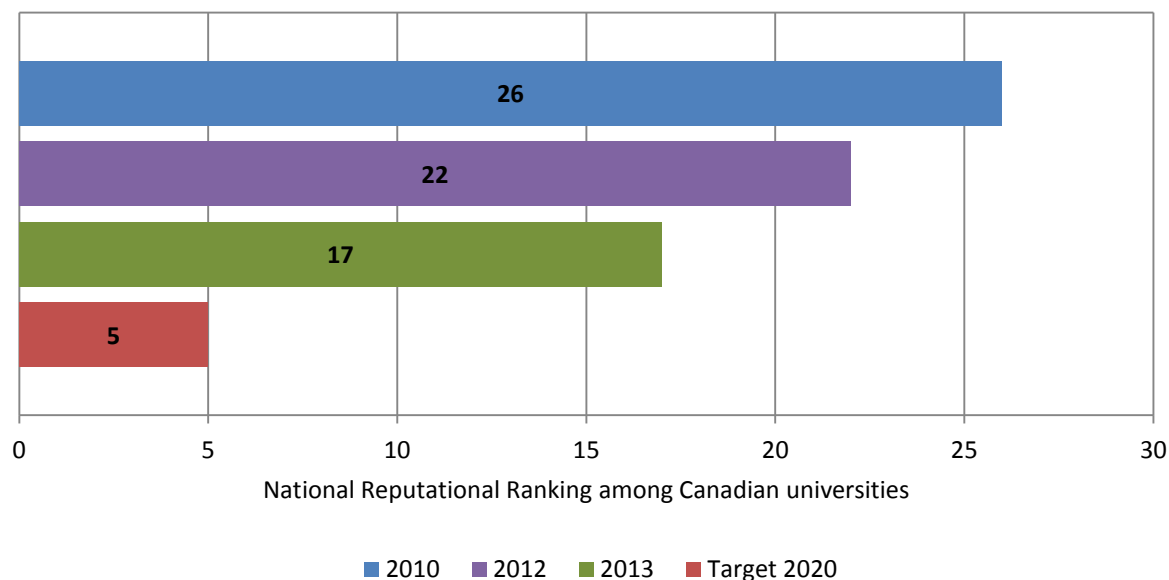
# 5.1 Staff Engagement

---



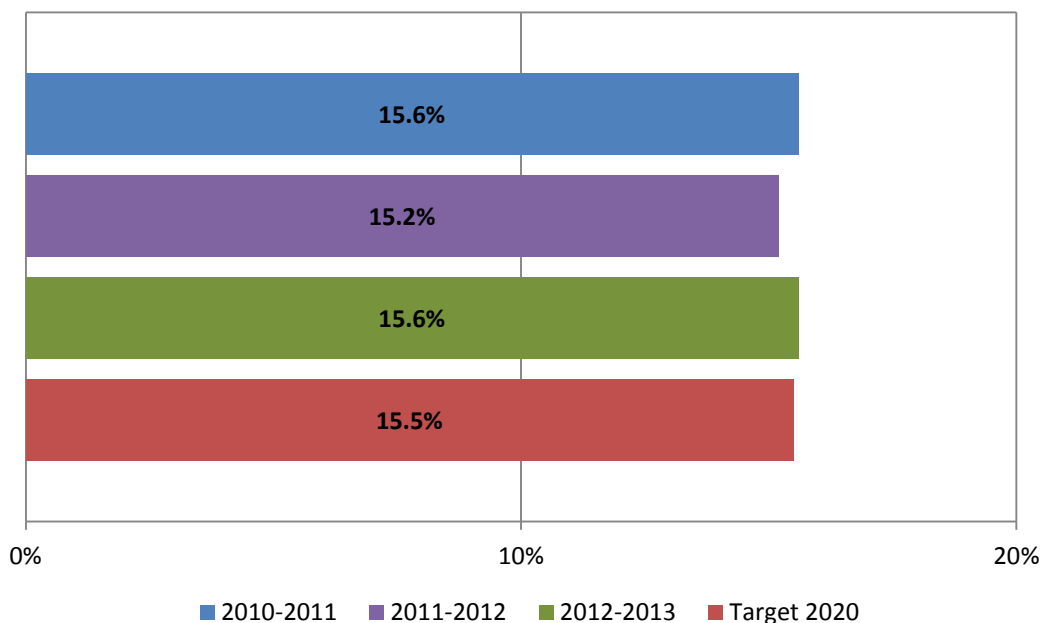
- Definition: The percentage of staff members giving favourable answers to five questions about their level of commitment to the University and its mission.
- Source: University of Ottawa Employee Experience Survey 2011

## 5.2 Reputational Index



- Definition: The University's rank among Canadian universities based on a National Reputational Ranking published by Maclean's. National Reputational Rankings are based on opinions on the quality of the universities. The Best Overall Ranking represents the sum of the scores for three categories: Highest Quality, Most Innovative and Leaders of Tomorrow
- Source: *Maclean's* University Rankings, published annually in November.

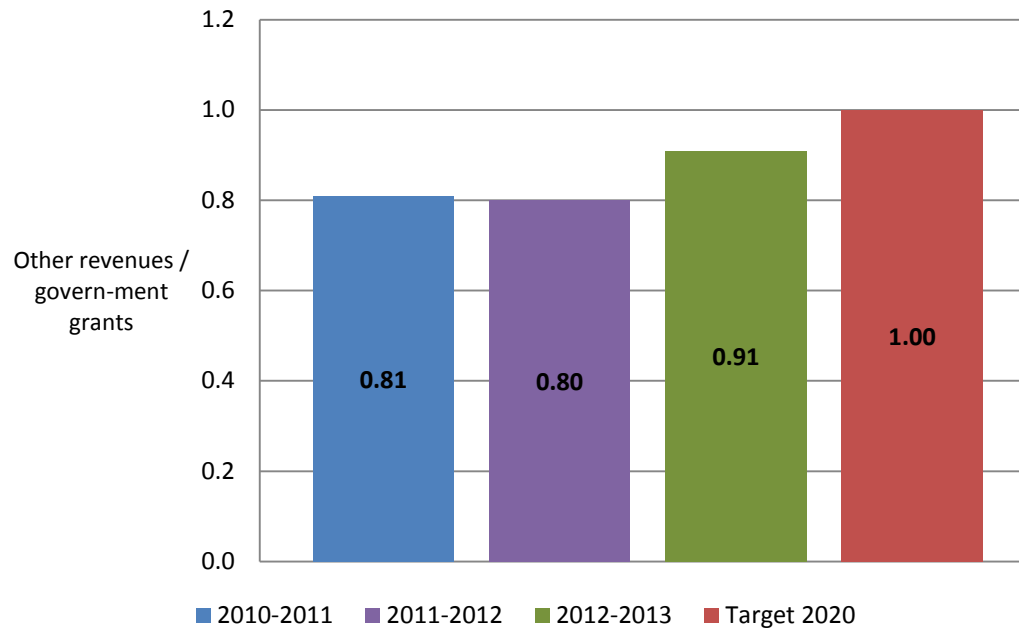
# 5.3 Administrative Expenses vs. Total Expenses



Source is Council of Ontario Finance Officers (COFO), report of spring 2014. The 2013-2014 data will be published in spring 2015.

- Definition: The percentage of administrative expenses relative to the operating budget (excluding the research budget and endowed funds).
  - Administrative expenses: General administrative expenses, computer and communications expenses (central service), expenses for physical resources (excluding the renovation budget) and for external relations.
- Source: Council of Finance Officers (COFO)

# 5.4 Revenue Sources (Ratio of Private to Public)

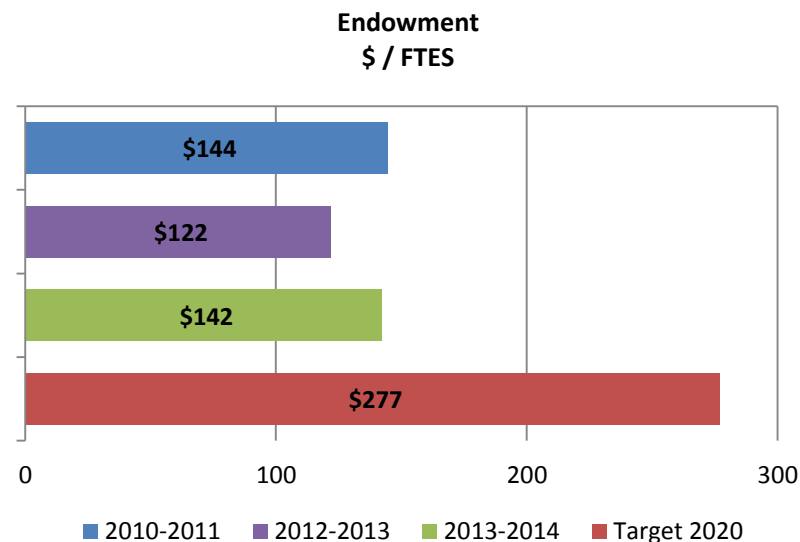
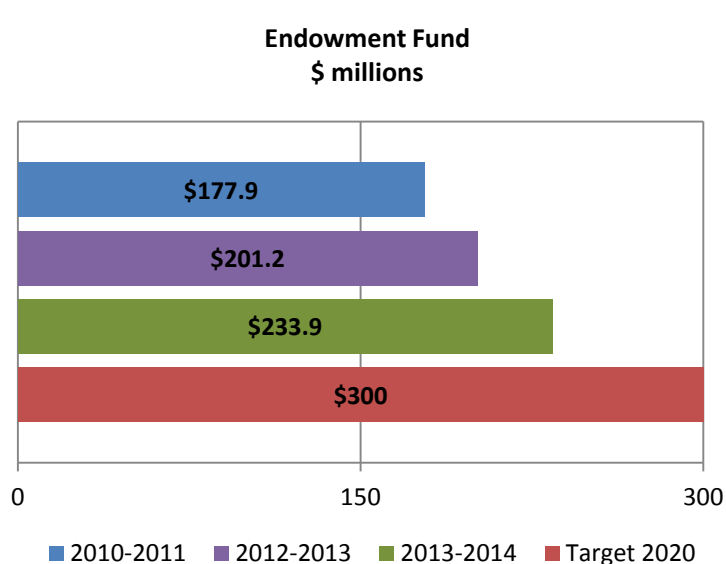


Source is Council of Ontario Finance Officers (COFO), report of spring 2014. The 2013-2014 data will be published in spring 2015.

- Definition: Ratio of an institution’s revenue from non-government sources (tuition fees, donations, non-government grants and contracts, sales of services and products, investment income and miscellaneous) to total revenue from government grants (Ontario, federal, other provincial, municipal and foreign grants).
- Source: Council of Finance Officers (COFO)

# 5.5 Endowment Fund and Donations

## 5.5a: Endowment Funds

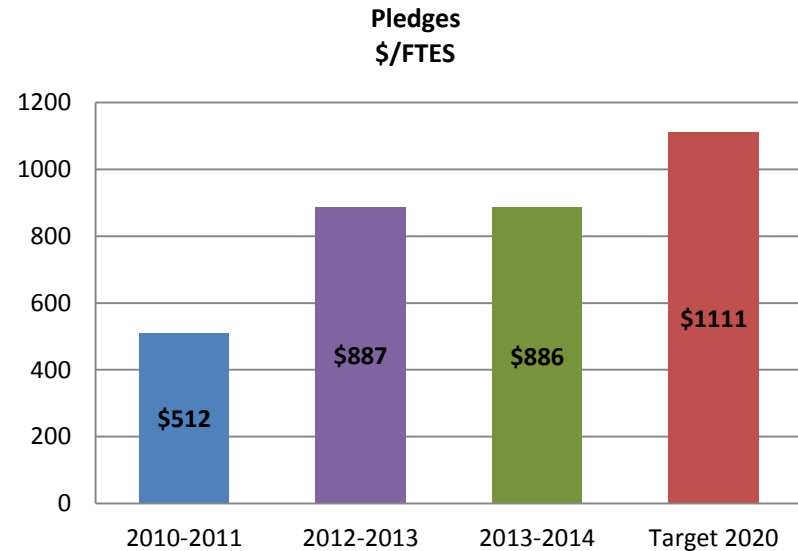
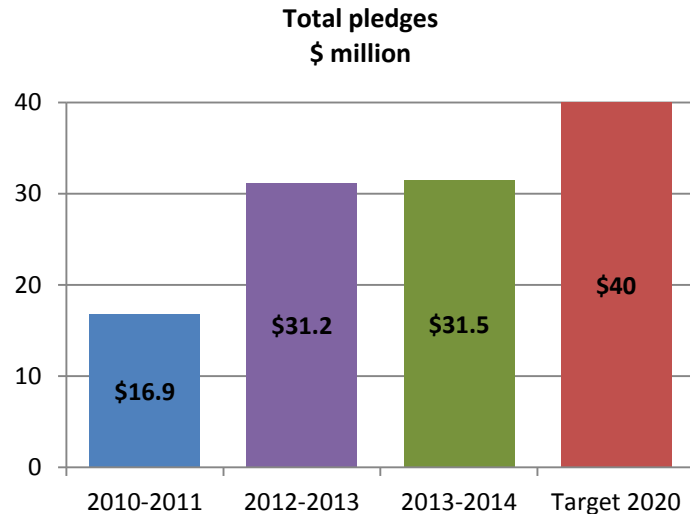


**Definitions:**

- Endowed funds: Endowed funds as of April 30 comprising money or securities received by way of gift or endowment (with the capital amount usually maintained or allocated along with the resulting financial revenue) that are used for the purpose specified by the devisor or donor.
- FTES = (2 x undergraduate FTES declared to the Ministry on November 1) + (1 x graduate FTES declared to the Ministry on November 1)

# 5.5 Endowment Fund and Donations

## 5.5b: Donations – Pledges

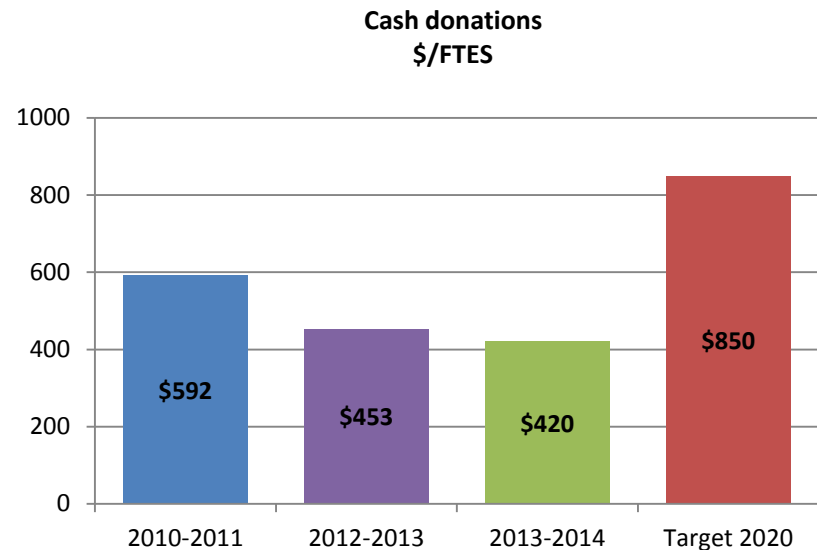
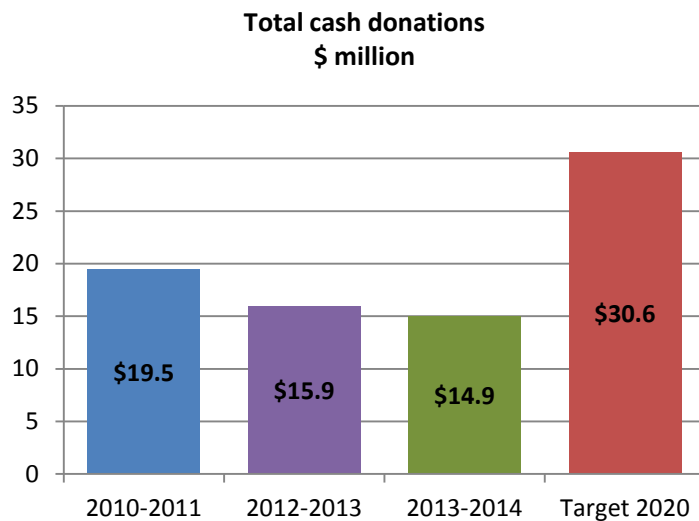


- Pledges: a commitment to fulfill a specified financial gift by a particular date and according to a specific schedule.
- FTES = (2 x undergraduate FTES declared to the Ministry on November 1) + (1 x graduate FTES declared to the Ministry on November 1)

Source: Office of the Vice-President, External Relations

# 5.5 Endowment Fund and Donations

## 5.5c: Donations – Cash Donations



- Donations: cash donations received by the University in one year.
- FTES = (2 x undergraduate FTES declared to the Ministry on November 1) + (1 x graduate FTES declared to the Ministry on November 1)

Source: Office of the Vice-President, External Relations